

## Bellagio Towel Warmer Hardwired 120 VAC

*The Bellagio Towel Warmer is the crowning achievement of luxury bathroom design. Standing nearly four feet tall with twenty robust round bars, this majestic model is engineered for grand master suites and busy households that demand the very best. Designed exclusively for professional hardwired installation, the Bellagio mounts flush to your wall with no visible cords, delivering a clean, architectural presence that commands attention while wrapping you in unparalleled warmth.*

ULTRA-LUXURY 20-BAR CAPACITY



Polished Stainless Steel



*Crafted from hand-polished 304-grade stainless steel, the Bellagio combines high-capacity heating with advanced TempSmart™ safety technology. Experience the ultimate daily indulgence of a perfectly warm towel, delivered by a true masterpiece of radiant engineering.*

# Features

The Bellagio Towel Warmer combines grand scale with sophisticated engineering to redefine the luxury bath experience. Every detail—from its massive 20-bar heating grid to its secure, hardwired wall integration—is designed to deliver unmatched performance, safety, and timeless elegance to your home.



## Majestic 20-Bar Grid

**Experience ultimate capacity.** With 20 round bars arranged in three distinct heating zones, the Bellagio easily accommodates multiple oversized bath sheets, robes, and family-sized towel loads simultaneously.



## Premium 304 Stainless Steel

**Built to last a lifetime.** Crafted from high-grade 304 stainless steel, the Bellagio is naturally resistant to rust, corrosion, and moisture, making it ideal for high-humidity bathroom environments.



## TempSmart Safe-Touch Heating

**Engineered for family-friendly safety.** Built-in TempSmart technology automatically regulates the surface temperature, preventing the unit from overheating while maintaining a safe, consistent warmth.



## Secure Hardwired Connection

**Designed for a safe and permanent installation.** The Bellagio hardwired connection terminates securely into a standard electrical junction box, finished with a matching, low-profile wall cover plate for a clean and professional look.



## Integrated LED Power Switch

**Sleek and convenient control.** The Bellagio features a discreet, flush-mounted LED on/off power switch built directly into the base of the frame. This design provides convenient, independent control right at the unit while maintaining a clean, uninterrupted aesthetic.



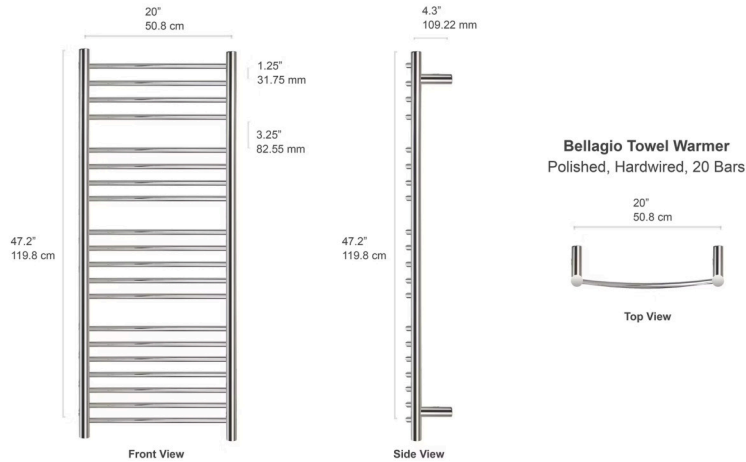
## Eco-Friendly Efficiency

**Indulge in daily luxury without the high energy bill.** Despite its grand scale and high heat output, the Bellagio operates with exceptional efficiency, costing only pennies a day to run.

PRODUCT SPECIFICATIONS

# Product Specifications

Explore the engineering behind the Bellagio's grand, 20-bar design. From its high-performance heating capacity to its precise vertical dimensions, these specifications ensure a perfect fit and seamless integration into your luxury space.



<b>SKU</b>	<b><u>TWS3-BLG20PH</u></b>
<b>MSRP</b>	\$795
<b>Connection</b>	Hardwired Only (120 VAC)
<b>Material</b>	Premium 304-Grade Stainless Steel
<b>Finish</b>	Polished Stainless Steel
<b>Voltage</b>	120 volts
<b>Watts / Amps</b>	255 watts / Amps: 2.13A
<b>Resistance</b>	56.47 Ohm
<b>Heat Output</b>	870 BTU/hr
<b>Bar Shape / Count</b>	Round / 20 Bars (Arranged in 3 groups: 4, 6, and 10)
<b>Weight</b>	16.0 lbs (7.3 kg) Base
<b>Dimensions</b>	20.0" W × 47.2" H × 4.3" D (50.8 cm × 120.0 cm × 11.0 cm)
<b>Listing</b>	cULus Listed
<b>Warranty</b>	5-Year Limited Warranty

PREMIUM CAPACITY

ARCHITECTURAL IMPACT

# The Ultimate Luxury of a 20-Bar Grid

## A True Statement Piece Engineered for Grand Spaces

*Discover how the Bellagio's massive twenty-bar heating grid and high-output performance redefine comfort in the modern master suite.*

### Three Dedicated Heating Zones

With 20 round bars arranged in three distinct groups (4, 6, and 10), the Bellagio is designed to distribute heat perfectly. This layout allows you to hang multiple oversized bath sheets, hand towels, and a bathrobe all at once without crowding.

### High-Output 255-Watt Performance

Delivering a powerful 255 Watts of radiant heat, the Bellagio heats up quickly and provides deep, penetrating warmth. It is specifically engineered to dry and warm even the thickest, most plush luxury towels with ease.

### Hand-Polished Mirror Shine

Meticulously hand-buffed to a brilliant mirror finish, the Bellagio's 304-grade stainless steel surface reflects the light beautifully, adding a bright, clean, and expansive feel to your bathroom design.

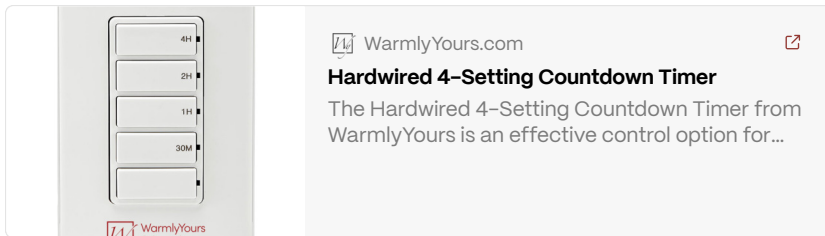
- ① **Looking for alternative finishes or a more compact footprint?** If your design calls for **Matte Black**, **Brushed Gold**, or a smaller square-bar profile, explore our [Sierra](#) or [Metropolitan](#) series—offering the same premium hardwired engineering in a variety of finishes.

CONTROL OPTIONS

SMART HEATING


## Towel Warmer Control Options

Enhance your daily ritual with effortless control over your towel warmer. Whether you prefer the simplicity of a manual switch or the sophistication of smart home integration, our range of control options ensures your towels are perfectly warm, exactly when you need them.



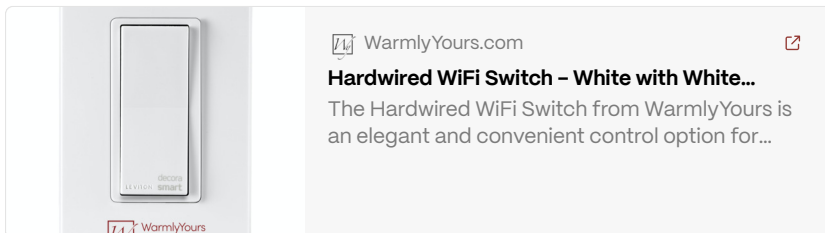
Simple timer, no programming. Select one of four preset countdown durations (30 min, 1 hr, 2 hr, 4 hr) — the warmer shuts off automatically.

**GK16-30090-0006 | \$89**




Scheduled daily heating. Program up to 50 on/off events on a 7-day schedule with a backlit LCD display.

**GK16-30090-0002 | \$119**



Smart home & voice control. Control remotely via the My Leviton app. Compatible with Amazon Alexa and Google Assistant — no hub required.

**GK16-30090-0003 | \$139**

 Hardwired controls are compatible with hardwired installations only. For plug-in installations, contact us for plug-in timer options.

## 4 Simple Steps to Install

*Installing the Bellagio is a clean, straightforward process designed for professional integration. Because it is a dedicated hardwired model, these four simple steps will guide your licensed electrician to complete a flawless, cord-free installation.*

### Plan Your Location

Determine the ideal wall location for your Bellagio. Ensure there is a 120 VAC power source nearby. Your electrician will rough-in the electrical wiring to the exact mounting leg location.

### Complete the Electrical Connection

Have a licensed electrician route the power cable to a standard single-gang junction box at the bottom mounting leg location. Complete the wiring connections and secure the matching wall cover plate.

1

2

3

4

### Install the Mounting Brackets

Using the included template, mark and drill the mounting points. Secure the heavy-duty wall brackets to the wall studs or use appropriate high-strength anchors.

### Secure & Power On

Slide the towel warmer onto the brackets, secure it to the wall plate, and tighten the hidden set screws to lock it in place. Turn on the power at the breaker and enjoy the majestic warmth of your Bellagio.

[View Installation Manual](#)

ORDER INFORMATION

## How to Order — It's Easy!

**Confirm your wall space and prepare your electrical layout — we'll help you bring the majestic Bellagio into your home!** The Bellagio is available in polished stainless steel with a dedicated hardwired connection for a flawless, architectural look.

1

### Step 1: Confirm Your Space

Measure your wall space to ensure the Bellagio's grand, elegant profile (**20.0" W × 47.2" H**) fits perfectly. This model is ideal for spacious master bathrooms with ample vertical wall space.

2


### Step 2: Coordinate Your Electrician


Since the Bellagio is a dedicated hardwired model, schedule a licensed electrician to rough-in the 120 VAC power line to your desired mounting location before your unit arrives.

3

### Step 3: Order & Enjoy

Place your order for the Bellagio through your WarmlyYours Dedicated Account Manager. Once installed with its matching wall plate, your Bellagio will deliver rapid, energy-efficient warmth to your towels every single day.

 **INSTALLER NOTE:** This unit requires a standard single-gang electrical junction box at the bottom-right mounting leg location. Please refer to the installation manual for exact rough-in dimensions before closing the drywall.

 **Question?** Contact us — we're happy to help you choose the perfect towel warmer for your bathroom.

Contact Us