



How to Build an Instant Snow Melting Quote Online



WarmlyYours

Starting in **a moment**

Mon, Jan 1, 2018 1:00 PM CDT



WarmlyYours
Radiant Heating

Prepare to go live

Setup checklist

Call to Action

Ask a Question

Polls

Analytics

People

1



Say something nice



Say hello.

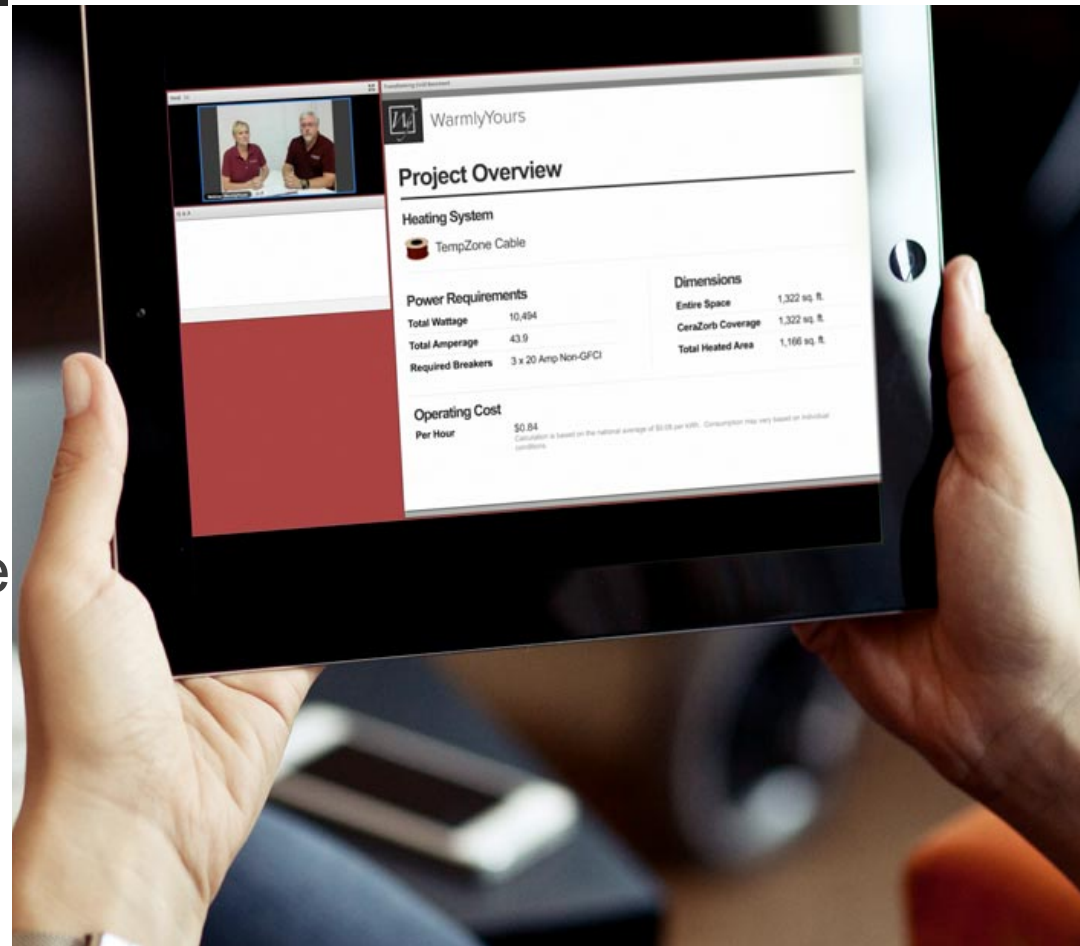
Any questions you have during the presentation can be asked here.



WarmlyYours

Webinar Outline

- Why You Need a Quote
- How to Get a Quote
- Reviewing Options
- Sharing or Saving a Quote





WarmlyYours

Snow Melting System

- Snow melting systems utilize radiant heat for outdoor areas
- Heating element can be embedded in:
 - Concrete
 - Asphalt
 - In mortar or sand under pavers
- Can be used for heated driveways, patios, ramps, stairs, etc.






WarmlyYours

Multiple Quotes for One Project

- Compare coverage and cost between different snow melting products
- For example, full coverage vs tire tracks for a heated driveway
- Helps you or your customers pick the option that is best for the timeline and budget of the project
- Mats will often help save time while cable will help save on cost



Snow Melt Cable



Snow Melt Mats



WarmlyYours

Snow Melting Quote Builder

Enter square
footage or width &
length for multiple
areas

You can also
upload a
sketch or drawing

Snow Melting Quote Builder

Use this tool to get a free instant quote for a snow melting system. Tell us a little more about your project to get started. [Looking for Radiant Floor Heating?](#)

Application Type

Driveway

Coverage Type

Full

Surface Type

Asphalt

Heated Area 

+ Add

[Advanced Options >](#)

Add Heated Area to continue. 

Select application
type for project

Only applies to
DRIVEWAYS:
Select
coverage type

Select surface
material



WarmlyYours

Why You Need a Quote

- Heating element cannot be cut, so it is important to order the correct length/amount
- Size of a project will dictate the electrical needs
- A quote lets you explore different options for the installation process (e.g. tire tracks vs full coverage for a heated driveway)

Tire Tracks



Vs.

Full Coverage






WarmlyYours


Basic Information

- Some application and surface material types will limit the products quoted, so choose the one the best fits your projects specifications
- Quotes will only include items that are recommended for the type of installation you're planning for


Pavers



Asphalt



Concrete





WarmlyYours

Heated Area – Square Footage

- Indicate the total square footage you would like to heat outdoors
- This will help us select products that will best match the amount of coverage you need

Add Heated Area Coverage ×



Square Footage



Length x Width

Use either Square Footage or Length x Width to add your desired amount of heating coverage to your quote.

35

ft²

Save to Quote ➔

Enter the total square feet of heating coverage that you'd like for your project. ?

Or, you can:



Upload a Sketch or Drawing

Send us a sketch or drawing and we'll send you a free, customized installation plan, typically in just 1 day.



Heated Area – Length x Width

- Length x Width gives you the option to add multiple areas for heat coverage
- There is also an option to upload a sketch or drawing
- Walk the area and be sure to cover the areas you want to heat since the heat does not spread out beyond where the system is installed

Add Heated Area Coverage

Use the fields below to enter a length and width for a heated area. For additional areas, click "+ Add an Area". When ready, press "Save to Heated Area" to continue.

Area 1

Length

0

ft.

0

in.

Width

0

ft.

0

in.

Total Heated Area: 0 sq. ft.

+ Add an Area

Save to Quote

Or, you can:

Upload a Sketch or Drawing

Send us a sketch or drawing and we'll send you a free, customized installation plan, typically in just 1 day.



WarmlyYours

Advanced Options

- System voltage: 120V & 240V
- “Quote In Stock Items Only” will make sure your quote only includes items that are ready to ship that same day
- For Concrete applications, there will be an area to indicate *expansion joints* for the project

Advanced Options >

System Voltage

Let Us Choose



Quote In Stock
Items Only?





WarmlyYours

Reviewing Options

- Snow Melt Mats: Cut-and-Turn format for easy installation, delivers up to 50 watts per sq ft
- Available in 120VAC, 240VAC
- Snow Melt Cables: Maximum flexibility at a minimal cost, delivers up to 50 watts per sq ft at 3" spacing
- Available in 120VAC, 208VAC, 240VAC and 277 VAC

Step 1. Heating System



Snow Melting Mat

Cut-and-Turn Format for Easy Installation
3 included items

\$1733.00



Snow Melting Cable

Maximum Flexibility at a Minimal Cost
3 included items

\$1493.00



WarmlyYours

Reviewing Options – Systems

Step 1. Heating System



Snow Melting Mat

Cut-and-Turn Format for Easy Installation
3 included items

\$1733.00



Snow Melting Mat

Cut-and-Turn Format for Easy Installation

3 Included Items▼

- | | |
|-------------------------|--|
| ✓ 95% Coverage | ✓ 240 VAC |
| ✓ 10 Year Warranty | ✓ 50 watts/sq. ft. |
| ✓ Cut/Turn Installation | ✓ \$1.43 per hour of operation based on national average of 15.0 cents per KWh |

Installation video will show you how to install the product you select

Each option will indicate coverage

Operating cost is calculated for you base on national average



WarmlyYours

Reviewing Options - Controls

Step 2. Controls

Use My Own



Snow and Ice Melting Timer Control

Simple, Mechanical Timer Control of Snow Melting Systems
2 included items

\$800.00



Value Snow Melt Control - 100-240VAC

Sensor & Control in 1, Easily Wired for Projects Under 16-Amps
2 included items

\$878.00



Snow and Ice Melting Control Economy

For Use in Concrete or Asphalt, 2 Independent Zone Capability
3 included items

\$1627.00



Advanced Snow Melt Control - 100-277VAC

Versatile controller recommended for Concrete or Paver Projects
3 included items

\$1789.00



Snow and Ice Melting Control Premium

Recommended Control for Asphalt and Temperature-Limited Projects
3 included items

\$2689.00



Advanced Snow Melt Control - 100-277VAC

Versatile controller recommended for Concrete or Paver Projects

3 Included Items▼

- ✓ Automatic
- ✓ Outdoor Rated
- ✓ Moisture Sensor
- ✓ Air Temp Sensor
- ✓ Adjust After-Run Time
- ✓ 2 Year Warranty



Sharing or Saving a Quote

- We make it easy to share the quote at any stage of the process
- If you want to save the options selected, use “save system” to name the project and add it to your account
- “Request Plan” will allow you to send the project over to our engineers for a free installation plan for the project
- Or “Contact Us” if you have any questions

The screenshot displays the WarmlyYours website interface. At the top, a dark blue banner contains the text "Call us directly Or Let us Call you". Below this, a white box titled "Share Quote" shows a shareable link: <https://www.warmlyyours.com/en-US/s> and a "Copy to Clipboard" button. The main content area is titled "Have questions about your quote?" and features three columns: "Share Quote" (with a "Share Quote" button), "Contact Us" (with a "Contact Us" button), and "Call Us" (with a "Call Me" button and contact information). At the bottom of this section, there are three buttons: "Save System", "Request Plan", and "Contact Us". To the right, a "Total \$1756.36" and an "Add to Cart" button are visible. Arrows point from the "Share Quote" button to the top "Share Quote" box, from the "Contact Us" button to the "Contact Us" column, and from the "Save System" and "Request Plan" buttons to their respective modal windows at the bottom. The "Save System" modal has a "Project Name" field and a "Save System" button. The "Request Installation Plan" modal also has a "Project Name" field and a "Request Plan" button.

Share Quote
Get a shareable link and send this quote to anyone:
<https://www.warmlyyours.com/en-US/s>
Copy to Clipboard

Call us directly Or Let us Call you

Have questions about your quote?

Share Quote
Get a shareable link and send this quote to anyone:
Share Quote

Contact Us
Get in touch with one of our radiant heating experts – usually in 1 business day or less:
Contact Us

Call Us
Let one of our experts call you in the next minute:
PHONE NUMBER
Call Me
Or, call us Mon-Fri, 7:30am-5:30pm CST
(800) 875-5285

Save System Request Plan Contact Us

Total \$1756.36 Add to Cart

Save System
Project Name
Save System

Request Installation Plan
Project Name
Request Plan



WarmlyYours

Volume Discount for Snow Melting

- Volume discounts will automatically apply based on the size of your project
- \$9.08 per sq ft for projects between 100-500 sq ft
- \$8.85 per sq ft for projects between 501 - 1,000 sq ft
- \$8.83 per sq ft for projects 1,0001 square feet and above

Discounts

Volume Discount - SM Mat Price Sq.Ft.	- \$4.39
\$9.08 for projects between 100 and 500 square feet.	

Total	\$1,772.70
--------------	-------------------

[Checkout](#)

Have a question? We're here to help.

[+1 \(800\) 875-5285](#)

[Email Us](#)

Mon-Fri, 7:30am-5:30pm CST

Cart ID: SC1078284



WarmlyYours

Signing into Your Account

- Our tool is free to use and does not require an account, but if you have a pricing structure with us, logging in can help you see your pricing as you build a quote
- Make sure you have checked for the following:
 - Measurements of area
 - Desired heating coverage
 - Electrical limitations

The screenshot shows the login page of the WarmlyYours website. At the top, there is a 'Country:' dropdown menu set to 'USA' with a US flag icon. Below this is a 'Username/Email' input field. Under the input field, there is a link that says 'Don't have an account?' followed by the text 'Enter a new username or email and you can create an account in the next step.' Below this text is a large teal button labeled 'Continue' with a right-pointing arrow. Further down, there is a section titled 'Or, use your social login:' which contains three buttons: 'Login with Facebook' (blue), 'Login with Google' (red), and 'Login with LinkedIn' (blue).



WarmlyYours

Finding Projects

- If you need to work on multiple quotes before ordering, we make it easy to go back to “My Projects” at any time
- Also allows you to go back to the quote builder to make last minute changes

When in the Checkout screen, you can still go back to previous projects or back to the Quote Builder to edit your project.

[Home](#) / [My Projects](#) / [Quote Builder](#) / [Driveway](#) / Cart #SC1078284

My Cart

[Empty The Cart](#)

[Remove Room](#)

Driveway (IP1494567)



WHMA-240-0330
Snow Melt Mat 240V, 3' x 30', 90 sq.ft., 18.8A

- 1 +

\$817.20



WHMA-240-0250
Snow Melt Mat 240V, 2' x 50', 100 sq.ft., 20.9A

- 1 +

\$908.00



SMP
Snow Melt Plaque (NEC Requirement)

- 1 +

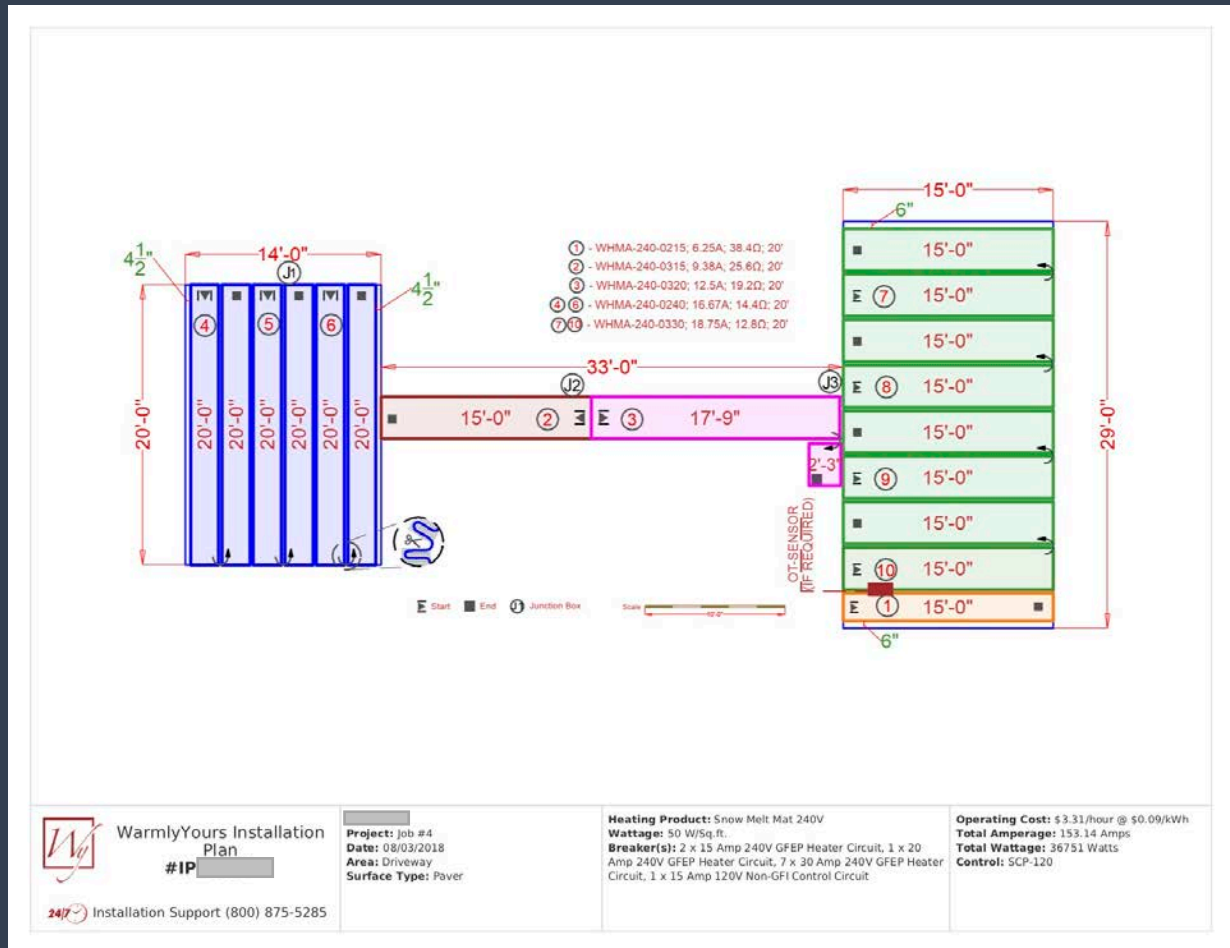
\$47.50



WarmlyYours

Ready to Order

- Each snow melting system purchase needs a SmartPlan
- Our team of engineers will illustrate the system for your specific project
- Once the installation plan is finished, you're ready to order





WarmlyYours

Any Questions?

ANY?
Questions.



WarmlyYours

Join Us For Our Next Webinar

**Everything You Need
to Know About
Slab Heating**

Thursday, April 11th
1 p.m. Central Time





WarmlyYours

Monthly Promotion


March Promotion

25% Off Metropolitan
Towel Warmer

Visit [WarmlyYours.com](https://www.warmlyyours.com)
to learn more.



Save 25% On the
**Metropolitan
Towel Warmer**





WarmlyYours

We value your feedback!

You will receive an email shortly asking about your experience during this webinar.

We appreciate your comments and suggestions.





WarmlyYours

Contact Us

We're here if you have any questions.

Phone

(800) 875-5285

Email

jbillen@WarmlyYours.com

info@WarmlyYours.com

Web

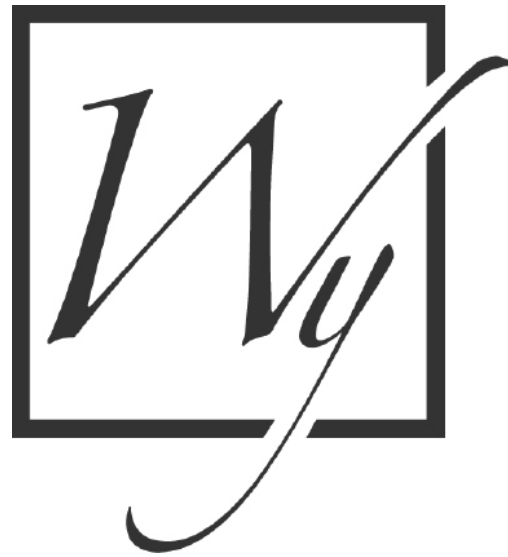
www.WarmlyYours.com

www.facebook.com/WarmlyYours





WarmlyYours



**Until next time,
Stay Warm and Be Radiant**