

# Infinity Towel Warmer

## Dual Connection • 120 V

*The Infinity is our most popular towel warmer — and for good reason. Its clean, classic ladder of ten straight stainless steel bars instantly elevates any bathroom, warming up to two large towels in even, everyday comfort. What truly sets the Infinity apart is its Dual Connection design: use it as-is in any standard outlet, or have a licensed electrician hardwire it — with power running through the mounting leg, there's no cover plate and no gang box, just a clean, streamlined silhouette. And when you're ready to make it your own, the Infinity welcomes genuine Austrian crystal collars in four designer patterns.*

DUAL CONNECTION

CLASSIC 10-BAR DESIGN

AUSTRIAN CRYSTAL COLLARS



*Crafted from premium 304-grade stainless steel with built-in TempSmart™ protection, the Infinity pairs unmatched installation flexibility with timeless, elegant design.*

EVERYDAY LUXURY, YOUR WAY

PRODUCT FEATURES

# Features

*The Infinity Towel Warmer combines a timeless ladder design with unmatched connection flexibility — and the option to make it uniquely yours with Austrian crystal collars. Every detail is designed for everyday luxury, effortless installation, and lasting style.*



## Dual Connection — Incredible Flexibility

The Infinity's standout feature. Use it as-is, plugged into any standard 120 V outlet — or have a licensed electrician hardwire it. One product, two installation paths, total flexibility for any project.



## Classic 10-Bar Design

Ten straight stainless steel bars distribute heat evenly across a timeless ladder frame, warming up to two large towels or bathrobes at once — the look that made the Infinity our best-seller.



## Premium Stainless Steel Construction

Crafted from durable 304-grade stainless steel with easy-to-clean straight bars — built to resist the everyday realities of a high-humidity bathroom.



## No Cover Plate Required

Power connects inside the mounting leg — so there's no gang box and no cover plate to interrupt the design. The result is a remarkably clean, streamlined, balanced appearance on the wall.



## Make It Yours — Optional Crystal Collars

Add your personality. The Infinity accepts genuine Austrian crystal collars in four designer patterns — an optional upgrade that turns a beautiful towel warmer into your own signature statement piece.



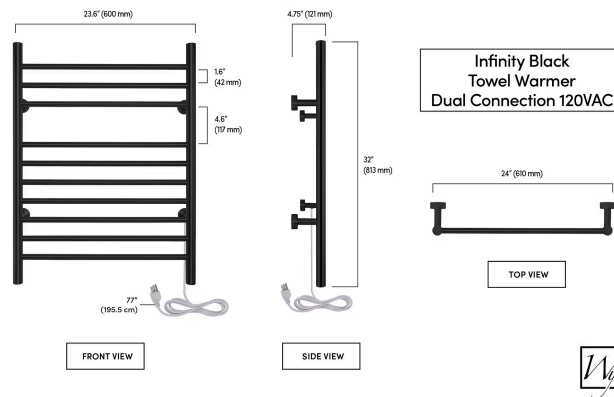
## TempSmart Safe-Touch Heating

Built-in TempSmart™ technology automatically regulates the surface temperature, preventing the unit from exceeding 167°F (75°C) for safe, consistent warmth.

PRODUCT SPECIFICATIONS

## Product Specifications

Explore the engineering behind the Infinity's flexible, classic design. The following specifications are shared across every Infinity — for the details that vary by finish, see the finish comparison on the following page. From its premium 304-grade stainless steel construction to its Dual Connection engineering and TempSmart™ safe-touch heating, every specification reflects our commitment to durable, safe, and beautifully flexible radiant warmth.



<b>Connection</b>	Dual Connection (Plug-In or Hardwired)
<b>Voltage</b>	120 V
<b>Watts / Amps</b>	150 W / 1.25 A
<b>Resistance</b>	96 Ω
<b>Heat Output</b>	512 BTU/hr
<b>Plug Type</b>	NEMA 5-15 (Type B)
<b>Cord Length</b>	77"
<b>Material</b>	304-Grade Stainless Steel
<b>Bar Shape / Count</b>	Round / 10 Bars (Straight; 2 groups of 3 and 7)
<b>Integrated Control</b>	Integrated LED On/Off Switch
<b>Towel Capacity</b>	Up to 2 Large Towels
<b>Dimensions (W × H × D)</b>	24" × 32" × 4¾" (61.0 cm × 81.3 cm × 12.1 cm)
<b>Mounting Footprint</b>	22¾" (568 mm) W × 15¼" (388 mm) H
<b>Base Weight</b>	10 lbs / 4,536 g
<b>TempSmart Safety Limit</b>	149°F – 167°F / 65°C – 75°C
<b>Ingress Protection</b>	IP44
<b>Listing</b>	cETLus Listed (ETL #5008694)
<b>Towel Warmer Warranty</b>	2-Year Limited Warranty

*Infinity Towel Warmer — Dual Connection, 10 Bars*

FOUR FINISHES

## Start With the Finish That's Right for You

Every Infinity shares the same 10-bar ladder frame, premium 304-grade stainless construction, and Dual Connection engineering — choose the base finish that sets the tone for your space.

Specification	<b>Brushed</b>	<b>Polished</b>	<b>Matte Black</b>	<b>Polished Gold</b>
SKU	<b><u>TW-F10BS-HP</u></b>	<b><u>TW-F10PS-HP</u></b>	<b><u>TW-F10KS-HP</u></b>	<b><u>TW-F10GS-HP</u></b>
MSRP	\$640	\$680	\$725	\$1,240
Finish	Brushed Stainless	Polished Stainless	Matte Black	Polished Gold PVD
Collar Finish	Brushed Stainless	Polished Stainless	Black	Polished Gold

### Soft Brushed Stainless



Our best-seller. A refined, satin-brushed surface that hides fingerprints and complements contemporary, understated palettes.

### Luminous Polished Stainless



A bright, reflective shine and timeless, classic elegance — pairs beautifully with both traditional and transitional bathrooms.

### Bold Matte Black



A striking, contemporary statement. The deep, powder-coated finish hides water spots and anchors modern, dramatic palettes.

### Rich Polished Gold PVD



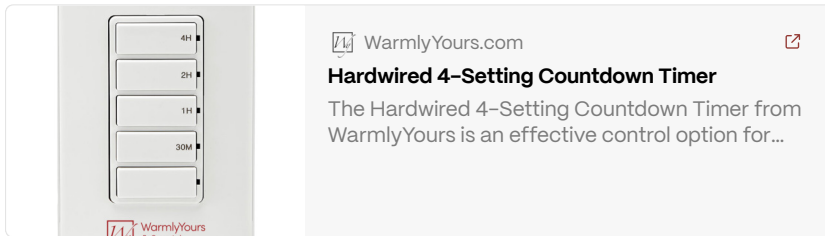
A warm, luxurious gold applied by durable Physical Vapor Deposition (PVD) — a high-end statement finish.



CONTROL OPTIONS

SMART HEATING

## Towel Warmer Control Options


Enhance your daily ritual with effortless control over your towel warmer. Whether you prefer the simplicity of a manual switch or the sophistication of smart home integration, our range of control options ensures your towels are perfectly warm, exactly when you need them.






[WarmlyYours.com](#)
  
**Hardwired 4-Setting Countdown Timer**  
 The Hardwired 4-Setting Countdown Timer from WarmlyYours is an effective control option for...

Simple timer, no programming. Select one of four preset countdown durations (30 min, 1 hr, 2 hr, 4 hr) — the warmer shuts off automatically.

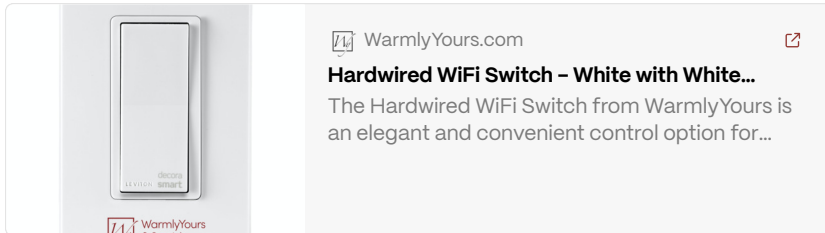
**GK16-30090-0006 | \$89**






[WarmlyYours.com](#)
  
**Hardwired Programmable Timer**  
 The Hardwired Programmable Timer from WarmlyYours is a classic control option for towel...

Scheduled daily heating. Program up to 50 on/off events on a 7-day schedule with a backlit LCD display.


**GK16-30090-0002 | \$119**




[WarmlyYours.com](#)
  
**Hardwired WiFi Switch - White with White...**  
 The Hardwired WiFi Switch from WarmlyYours is an elegant and convenient control option for...

Smart home & voice control. Control remotely via the My Leviton app. Compatible with Amazon Alexa and Google Assistant — no hub required.

**GK16-30090-0003 | \$139**


 Hardwired controls are compatible with hardwired installations only. For plug-in installations, contact us for plug-in timer options.





PERSONALIZATION

CRYSTAL COLLARS

## Make the Infinity Uniquely Yours

Every Infinity Towel Warmer includes standard stainless steel collars — the decorative caps where each heated bar meets the wall. To infuse your personal style, you can replace these with an optional set of genuine Austrian crystal collars. Each four-piece kit fully replaces the standard collars and installs in minutes — no special tools or electrician required — so you can add a touch of sparkle immediately or refresh your warmer's look anytime.

Explore our four designer patterns below:

Crystal Pattern	Image	Color Story	Upgrade Kit Price
Platinum		Dove gray to pearl and royal silver, offering a cool, sophisticated shimmer.	\$140
Slate		Pewter to sharkskin gray and silver, perfect for modern, understated elegance.	\$140
Midnight		Volcanic glass to inky night and onyx, providing a dramatic and luxurious depth.	\$145
Spice		Champagne to amber and antique gold, radiating a warm, opulent glow.	\$150

Each Crystal Collar kit is sold separately as a 4-piece set and is compatible with any Infinity towel warmer finish. The crystal accents carry a 2-year warranty.

Prefer a curved profile? The [Riviera](#) offers the same Dual Connection flexibility and crystal collar options in a sculptural 9-bar curved design — or browse our full [Towel Warmer collection](#).

CONTROL OPTIONS

SMART HEATING

## A WiFi Switch That Matches Your Crystals

Added crystal accents? Complete the look with a Hardwired WiFi Switch available in the same four Austrian crystal patterns — the only smart control designed to match your towel warmer.

The only smart control crafted to match your towel warmer, finish for finish. Choose the perfect **crystal-matched WiFi switch** to complete your Infinity.



### Crystal-Matched WiFi Switch

Choose Platinum, Slate, Midnight, or Spice to coordinate with your crystal accents for a perfectly unified design.



### Full Smart Home Integration

Control your Infinity from anywhere via WiFi, and pair seamlessly with Amazon Alexa, Google Assistant, Nest, and IFTTT for voice and automated scheduling.



### Set It and Forget It

Schedule warm towels for every morning, automate by routine, or switch on remotely before you step out of the shower. Effortless comfort, every day.



GK16-03-SC-PT-W | \$279



GK16-03-SC-SL-W | \$279



GK16-03-SC-MD-B | \$289



GK16-03-SC-SP-B | \$294

SETUP STEPS

GUIDELINES

## Two Ways to Connect — Your Choice

*The Infinity's Dual Connection design gives you complete flexibility. Use it as a simple plug-in, or have it hardwired — either way, **no gang box or cover plate is required**, because power connects inside the mounting leg.*

### Option A — Plug-In (No Electrician)

#### Mount the Brackets

Using the included template and hardware kit, secure the wall brackets near a standard 120 V outlet. Do **not** rough in a junction box.

#### Hang & Plug In

Mount the Infinity onto the brackets and plug the 77" cord into the outlet.

#### Switch On

Flip the integrated LED on/off switch and enjoy.

### Option B — Hardwired (Licensed Electrician)

#### Mount the Brackets

Secure the brackets at your chosen location. No gang box required.

#### Modify the Connection

A licensed electrician modifies the cord for a hardwired connection — power runs through the leg, so no cover plate is needed.

#### Power On

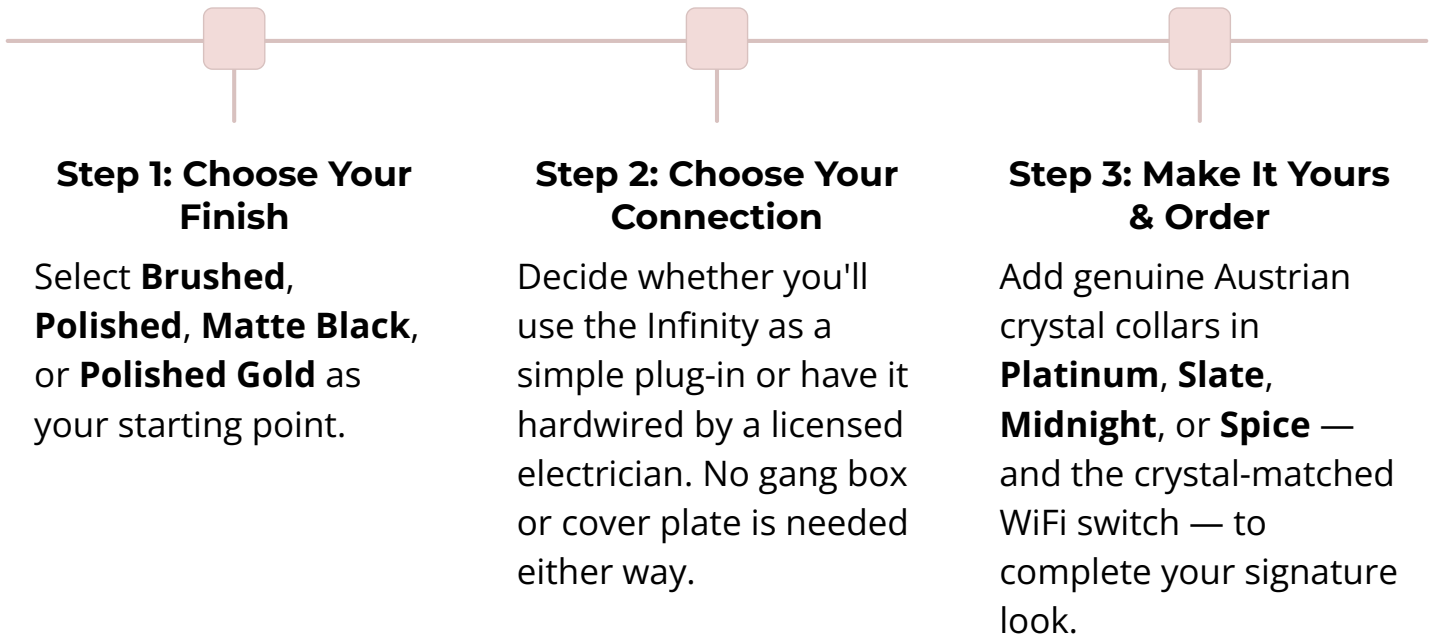
Restore power at the breaker and enjoy a clean, cord-free, streamlined look.


[View Installation Manual](#)


ORDER INFORMATION

## How to Order — It's Easy!

*Start with the Infinity, choose how you'd like to connect, and add your crystal collars to make it yours — the Infinity adapts to your project, not the other way around.*



 **GOOD TO KNOW:** The Infinity's power connects inside the mounting leg — so even a hardwired installation needs no junction box or cover plate, for a beautifully streamlined result.

 **Questions about choosing the perfect finish, connection, or crystals for your project?** Contact us — we're happy to help.

[Contact Us](#)