

Malta Towel Warmer

Hardwired 120 VAC

The Malta Towel Warmer is where versatile style meets large-capacity performance. Eleven generously spaced round bars rise across a tall, elegant frame in a refined 1-3-3-3-1 arrangement, delivering even, penetrating warmth from top to bottom. Offered in two stunning finishes — luminous Polished Stainless Steel and bold Matte Black — the Malta adapts effortlessly to any design vision. Built for professional hardwired installation, it mounts flush to your wall with no visible cords, delivering a clean, architectural presence and the everyday luxury of a perfectly warm towel.

TWO FINISHES



Polished
Stainless Steel



Matte Black



Crafted from premium stainless steel with advanced TempSmart™ safety technology, the Malta pairs high-performance heating with timeless design. Choose the finish that defines your space — and indulge in the ultimate daily comfort of warm, dry towels.

PRODUCT FEATURES

Features

The Malta Towel Warmer combines versatile dual-finish design with large-capacity engineering to elevate the luxury bath experience. Every detail—from its choice of two designer finishes to its secure, hardwired wall integration—is designed to deliver dependable performance, safety, and timeless style to your home.



Generous 11-Bar Capacity

Experience large-scale warmth. With 11 round bars arranged in an elegant 1-3-3-3-1 layout across a tall frame, the Malta distributes heat evenly across its full height, comfortably warming up to two large towels or a heavy bathrobe at once.



Secure Hardwire Connection

Designed for a safe and permanent installation. The Malta's hardwired connection terminates cleanly into a standard electrical junction box, eliminating cords and clutter for a beautifully integrated, built-in look.



Premium Stainless Steel Construction

Built to last a lifetime. Crafted from premium stainless steel and independently IP55-rated against dust and water, the Malta resists rust, corrosion, and moisture — making it ideal for the steamy reality of a high-humidity master bathroom.



Integrated LED Power Switch

Sleek and convenient control. The Malta features a discreet, flush-mounted LED on/off power switch built directly into the base of the frame. This design provides convenient, independent control at the unit while maintaining a clean, uninterrupted aesthetic.



TempSmart Safe-Touch Heating

Engineered for family-friendly safety. Built-in TempSmart™ technology automatically regulates the surface temperature, preventing the unit from overheating while maintaining a safe, consistent warmth.



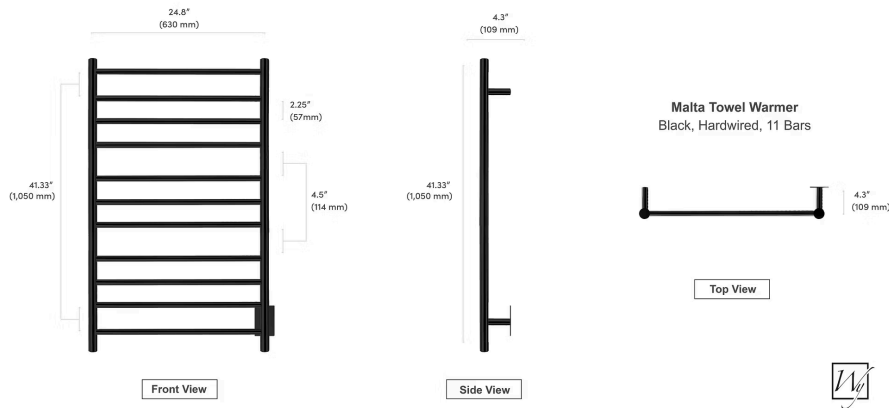
High-Output Radiant Warmth

Indulge in daily luxury with fast results. Delivering up to 205 watts of power across its full 11-bar height, the Malta produces deep, penetrating warmth, drying even the thickest towels with premium dry-element radiant heating and zero maintenance.

PRODUCT SPECIFICATIONS

Product Specifications

Explore the engineering behind the Malta's versatile 11-bar design. The following specifications are shared across both the Polished and Matte Black finishes — for the performance figures unique to each finish, see the finish comparison on the following page.



Specification	Value
Connection	Hardwired Only (120 VAC)
Voltage	120 Volts
Bar Shape / Count	Round / 11 Bars (1-3-3-3-1)
Dimensions	24.8" W × 41.33" H × 4.3" D (63.0 cm × 105.0 cm × 10.9 cm)
Mounting Footprint	23½" (597 mm) W × 34⅛" (867 mm) H
Towel Capacity	1–2 Large Towels
On/Off Switch	Integrated LED On/Off Switch
Safety	TempSmart™ Overheat Protection
Ingress Protection	IP55
Listing	cULus Listed
Warranty	5-Year Limited Warranty

TWO FINISHES

Two Finishes, One Statement Piece

Polished or Matte Black — Which Finish Is Right for You?

While both finishes share the same elegant 11-bar frame, each is crafted from a different grade of stainless steel — giving each its own distinct look and performance profile.

Specification	Polished Stainless Steel	Matte Black
SKU	<u>TWS4-MLT11PH</u>	<u>TWS4-MLT11KH</u>
MSRP	\$635	\$755
Finish	Polished Stainless Steel	Matte Black
Finish Application	304-Stainless Steel	201-Stainless Steel (Powder-Coated)
Watts / Amps	185 W / 1.54 A	205 W / 1.71 A
Resistance	77.84 Ohm	70.24 Ohm
Heat Output	631 BTU/hr	699 BTU/hr
Weight	12.5 lbs / 5,670 g	12.8 lbs / 5,806 g

Luminous Polished Stainless Steel

The Polished finish delivers a bright, reflective shine that brings timeless, classic elegance to your space.



Bold Matte Black

The Matte Black finish makes a striking, contemporary statement.



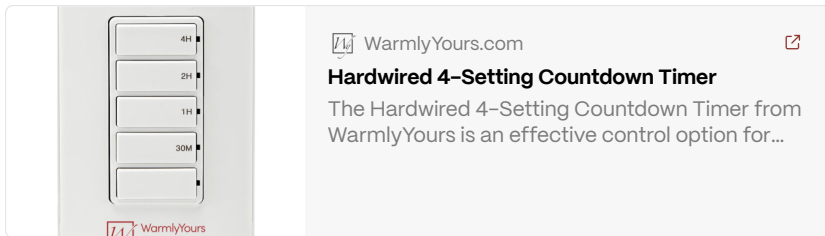
Looking for alternative scales or bar designs in this large-capacity class? For a **10-bar round layout** in a single Brushed finish, explore the [Rome](#) series. For an **11-bar round** alternative in Polished Stainless, consider the [Ontario XL](#) series. For a bold, modern **flat-bar design** in 10 or 12 bars — available in Brushed, Polished, or Matte Black — see the [Grande](#) series.

CONTROL OPTIONS

SMART HEATING


Towel Warmer Control Options

Enhance your daily ritual with effortless control over your towel warmer. Whether you prefer the simplicity of a manual switch or the sophistication of smart home integration, our range of control options ensures your towels are perfectly warm, exactly when you need them.



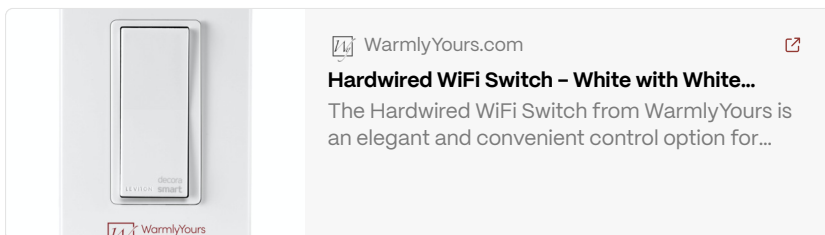
Simple timer, no programming. Select one of four preset countdown durations (30 min, 1 hr, 2 hr, 4 hr) — the warmer shuts off automatically.

GK16-30090-0006 | \$89




Scheduled daily heating. Program up to 50 on/off events on a 7-day schedule with a backlit LCD display.

GK16-30090-0002 | \$119



Smart home & voice control. Control remotely via the My Leviton app. Compatible with Amazon Alexa and Google Assistant — no hub required.

GK16-30090-0003 | \$139

 Hardwired controls are compatible with hardwired installations only. For plug-in installations, contact us for plug-in timer options.

4 Simple Steps to Install

Installing the Malta is a clean, straightforward process designed for professional integration. Because it is a dedicated hardwired model, these four simple steps will guide your licensed electrician to complete a flawless, cord-free installation.

Plan Your Location

Determine the ideal wall location for your Malta. Ensure there is a 120 VAC power source nearby. Your electrician will rough-in the electrical wiring to the exact mounting leg location.

Complete the Electrical Connection

Have a licensed electrician route the power cable to a standard single-gang junction box at the mounting leg location. Complete the wiring connections and secure the matching wall cover plate.

1

2

3

4

Install the Mounting Brackets

Using the included template, mark and drill the mounting points. Secure the heavy-duty wall brackets to the wall studs or use appropriate high-strength anchors.

Secure & Power On

Slide the towel warmer onto the brackets, secure it to the wall plate, and tighten the hidden set screws to lock it in place. Turn on the power at the breaker and enjoy the elegant warmth of your Malta.

[View Installation Manual](#)

ORDER INFORMATION

How to Order — It's Easy!

Confirm your wall space, choose your finish, and prepare your electrical layout — we'll help you bring the versatile Malta into your home! The Malta is available in Polished Stainless Steel or Matte Black, each with a dedicated hardwired connection for a flawless, architectural look.

1

Step 1: Confirm Your Space

Measure your wall space to ensure the Malta's tall, elegant profile (24.8" W × 41.33" H) fits perfectly. This model is ideal for master bathrooms with generous vertical wall space.

2


Step 2: Choose Your Finish


Select the finish that defines your space — luminous Polished Stainless Steel (TWS4-MLT11PH) for classic shine, or bold Matte Black (TWS4-MLT11KH) for a contemporary statement.

3

Step 3: Coordinate Your Electrician

Since the Malta is a dedicated hardwired model, schedule a licensed electrician to rough-in the 120 VAC power line to your desired mounting location before your unit arrives.

 **INSTALLER NOTE:** This unit requires a standard single-gang electrical junction box at the mounting leg location. Please refer to the installation manual for exact rough-in dimensions before closing the drywall.

 Questions about which finish is right for your project? Contact us — we're happy to help you choose the perfect towel warmer for your bathroom.

[Contact Us](#)