

Maple 8 Towel Warmer

Hardwired 120 V

The Maple 8 Towel Warmer brings spa-like comfort to everyday spaces with a clean, modern profile and eight wide, flat heated bars. The flat-bar design lays towels flush against the heat for maximum surface contact and fast, even, expedient drying — warming up to two large towels or bathrobes at once. Available in two striking finishes — luminous Polished Stainless Steel and bold Matte Black — the compact Maple 8 mounts cord-free to the wall, delivering effortless luxury that fits beautifully into bathrooms of any size.

TWO FINISHES



**Polished
Stainless
Steel**



Matte Black



Crafted from premium stainless steel with advanced TempSmart safety technology, the Maple 8 pairs efficient, flat-bar warmth with timeless modern design — delivering spa-like comfort and a beautifully integrated, cord-free look to any bathroom.

PRODUCT FEATURES

Features

The Maple 8 Towel Warmer combines a versatile two-finish design with a clean, flat-bar profile to elevate the luxury bath experience. Every detail — from its maximum surface-area heating to its secure, hardwired wall integration — is designed to deliver dependable performance, safety, and timeless style to your home.



Generous 8-Bar Design

Eight flat, stainless steel bars distribute heat evenly across a compact frame, comfortably warming up to two large towels or bathrobes at once.



Flat-Bar Surface Advantage

More contact, faster drying. The Maple's wide, flat bars provide maximum surface area, laying towels flush against the heat for quick, even, expedient drying.



Secure Hardwire Connection

The Maple 8's hardwired connection terminates cleanly into a standard junction box, eliminating cords and clutter for a beautifully integrated, built-in look.



Premium Stainless Steel Construction

Crafted from premium stainless steel and independently IP55-rated against dust and water — built to resist rust, corrosion, and the steamy reality of a high-humidity bathroom.



TempSmart Safe-Touch Heating

Built-in TempSmart technology automatically regulates the surface temperature, preventing the unit from exceeding 149°F (65°C) for safe, consistent warmth.



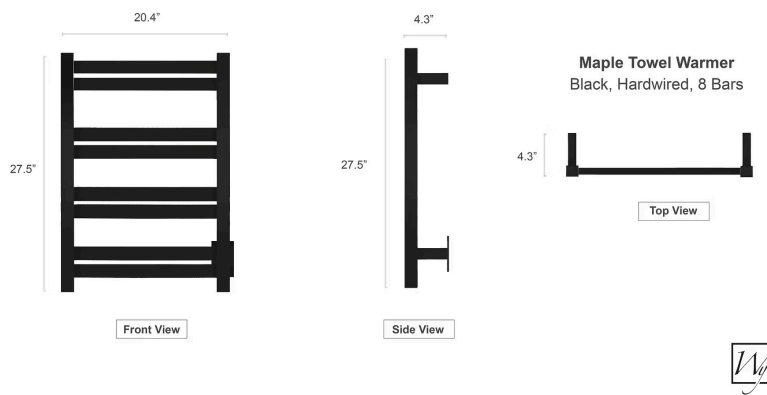
Compact, Modern Styling

A clean, linear flat-bar profile and compact footprint make the Maple 8 ideal for smaller bathrooms and powder rooms, complementing modern and transitional designs.

PRODUCT SPECIFICATIONS

Product Specifications

Explore the engineering behind the Maple 8's flat-bar design. The following specifications are shared across both finishes — for the performance figures unique to each finish, see the finish comparison on the following page. From its premium stainless steel construction to its IP55 moisture rating and TempSmart safe-touch heating, every specification reflects our commitment to durable, safe, and efficient radiant warmth.



Connection	Hardwired
Voltage	120 V
Bar Shape / Count	Flat / 8 Bars (4 groups of 2)
Cord Color	White
Dimensions (W × H × D)	20.4" × 27.5" × 4.3" (51.8 cm × 69.9 cm × 10.9 cm)
Mounting Footprint	18 ⁷ / ₈ " (479 mm) W × 20 ³ / ₈ " (518 mm) H
Weight	12.8 lbs / 5,806 g
On/Off Switch	Integrated On/Off Switch
TempSmart Safety Limit	149°F – 167°F / 65°C – 75°C
Ingress Protection	IP55
Listing	cULus Listed
Warranty	5-Year Limited Warranty

TWO FINISHES

Polished or Matte Black — Which Finish Is Right for You?

While both finishes share the same clean 8-bar flat frame, each is crafted from a different grade of stainless steel and finished by a different process — giving each its own distinct look and performance profile.

Specification	Polished Stainless Steel	Matte Black
SKU	TWS6-MPL08PH	TWS6-MPL08KH
MSRP	\$690	\$790
Finish	Polished Stainless Steel	Matte Black
Material	304-Grade Stainless	201-Grade Stainless
Finish Process	Bare Polished Steel	Powder Coated
Watts / Amps	120 W / 1 A	175 W / 1.46 A
Resistance	120 Ω	82.29 Ω
Heat Output	409 BTU/hr	597 BTU/hr

Luminous Polished Stainless Steel




The Polished finish delivers a bright, reflective shine and timeless, classic elegance. Crafted from premium 304-grade stainless steel, it pairs beautifully with both traditional and transitional bathroom designs.

Bold Matte Black



The Matte Black finish makes a striking, contemporary statement. Its deep, non-reflective powder-coated surface hides fingerprints and water spots beautifully, anchors modern, dramatic palettes — and runs warmer at 175 watts for extra output.

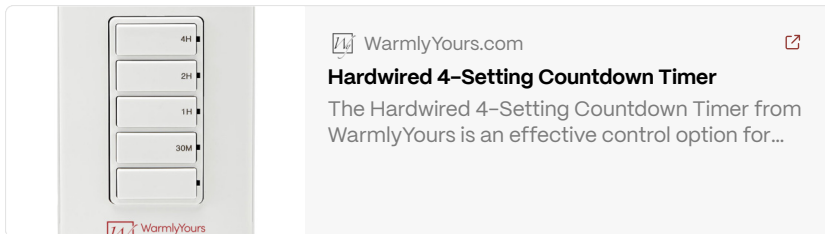

Exploring other sizes? For more flat-bar warmth in a larger format, explore the [Grande 10](#) and [Milan 14](#) — or browse our full [Towel Warmer collection](#).

CONTROL OPTIONS

SMART HEATING


Towel Warmer Control Options

Enhance your daily ritual with effortless control over your towel warmer. Whether you prefer the simplicity of a manual switch or the sophistication of smart home integration, our range of control options ensures your towels are perfectly warm, exactly when you need them.



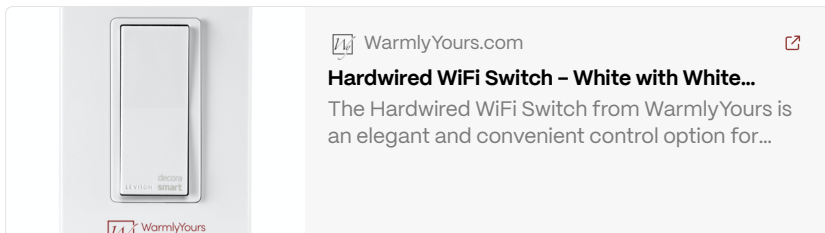
Simple timer, no programming. Select one of four preset countdown durations (30 min, 1 hr, 2 hr, 4 hr) — the warmer shuts off automatically.

GK16-30090-0006 | \$89




Scheduled daily heating. Program up to 50 on/off events on a 7-day schedule with a backlit LCD display.

GK16-30090-0002 | \$119



Smart home & voice control. Control remotely via the My Leviton app. Compatible with Amazon Alexa and Google Assistant — no hub required.

GK16-30090-0003 | \$139

 Hardwired controls are compatible with hardwired installations only. For plug-in installations, contact us for plug-in timer options.

4 Simple Steps to Install

Installing the Maple 8 is a clean, straightforward process designed for professional integration. Because it is a dedicated hardwired model, these four simple steps will guide your licensed electrician to complete a flawless, cord-free installation.

Plan Your Location

Determine the ideal wall location for your Maple 8. Ensure there is a 120 V power source nearby. Your electrician will rough-in the electrical wiring to the exact mounting leg location.

Complete the Electrical Connection

Have a licensed electrician route the power cable to a standard single-gang junction box at the mounting leg location. Complete the wiring connections and secure the matching wall cover plate.

Install the Mounting Brackets

Using the included template, mark and drill the mounting points. Secure the heavy-duty wall brackets to the wall studs or use appropriate high-strength anchors.

Secure & Power On

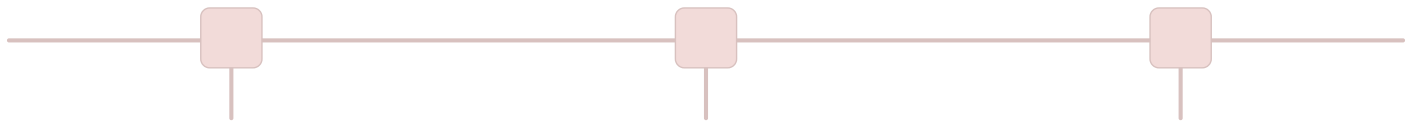
Slide the towel warmer onto the brackets, secure it to the wall plate, and tighten the hidden set screws to lock it in place. Turn on the power at the breaker and enjoy the modern warmth of your Maple 8.

[View Installation Manual](#)

ORDER INFORMATION

How to Order — It's Easy!

Confirm your wall space, choose your finish, and prepare your electrical layout — we'll help you bring the Maple 8 into your home! The Maple 8 is available in two designer finishes with a dedicated hardwired connection for a flawless, built-in look.



Step 1: Confirm Your Space


Measure your wall space to ensure the Maple 8's compact form (20.4" W × 27.5" H) fits perfectly. Its compact footprint makes it ideal for smaller bathrooms and powder rooms.


Step 2: Choose Your Finish

Select the finish that completes your design: luminous **Polished** ([TWS6-MPL08PH](#)) or bold **Matte Black** ([TWS6-MPL08KH](#)). Both are built on the same 8-bar flat frame.

Step 3: Coordinate Your Electrician

Since the Maple 8 is a dedicated hardwired model, schedule a licensed electrician to rough-in the 120 V power line to your desired mounting location before your unit arrives.

 **INSTALLER NOTE:** This unit requires a standard single-gang electrical junction box at the mounting leg location. Please refer to the installation manual for exact rough-in dimensions before closing the drywall.

 Questions about whether the Maple 8 is the right fit for your project? Contact us — we're happy to help you choose the perfect towel warmer and finish for your bathroom.

[Contact Us](#)