

Maui Towel Warmer Hardwired 120 V

The Maui Towel Warmer reimagines the everyday towel warmer with a clever, space-smart twist: an integrated storage shelf crowning seven gently curved, heated bars. Warm up to two large towels or a plush robe on the polished stainless bars below, while the unheated top shelf keeps spare towels, baskets, or bath essentials neatly at hand. Hardwired for a clean, cord-free install, the Maui blends graceful curves with everyday practicality — luxury that earns its place on the wall.

POLISHED STAINLESS STEEL · INTEGRATED SHELF



**Polished
Stainless Steel**



Crafted from premium 304-grade stainless steel with advanced TempSmart™ safety technology, the Maui pairs spa-quality warmth with smart, built-in storage.

PRODUCT FEATURES

Features

The Maui Towel Warmer combines graceful curved styling with a uniquely practical integrated shelf to elevate the luxury bath experience. Every detail — from its space-smart storage to its secure, hardwired wall integration — is designed to deliver dependable performance, safety, and timeless style to your home.



Integrated Storage Shelf

The Maui's signature feature. A generous unheated shelf crowns the unit, keeping spare towels, baskets, or bath essentials organized at room temperature while the bars below deliver radiant warmth.



Generous 7-Bar Design

Seven curved, polished stainless bars distribute heat evenly, comfortably warming up to two large towels or a plush bathrobe at once.



Premium Stainless Steel Construction

Crafted from premium 304-grade stainless steel and independently IP55-rated against dust and water — built to resist rust, corrosion, and the steamy reality of a high-humidity bathroom.



Secure Hardwire Connection

The Maui's hardwired connection terminates cleanly into a standard junction box, eliminating cords and clutter for a beautifully integrated, built-in look.



TempSmart Safe-Touch Heating

Built-in TempSmart™ technology automatically regulates the surface temperature, preventing the unit from exceeding 149°F (65°C) for safe, consistent warmth.



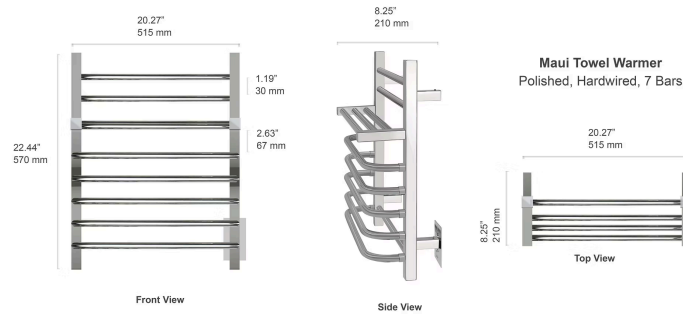
Compact, Curved Styling

A softly curved profile and compact footprint make the Maui ideal for smaller bathrooms and powder rooms where space is at a premium.

PRODUCT SPECIFICATIONS

Product Specifications

Explore the engineering behind the Maui's space-smart design. From its premium 304-grade stainless steel construction to its IP55 moisture rating and TempSmart™ safe-touch heating, every specification below reflects our commitment to durable, safe, and beautifully integrated radiant warmth.



SKU	<u>TWS1-MAU07PH</u>
MSRP	\$790
Connection	Hardwired
Voltage	120 V
Watts	110 W
Amps	0.92 A
Resistance	130.91 Ω
Heat Output	375 BTU/hr
TempSmart Safety Limit	149°F – 167°F / 65°C – 75°C
Material	304-Grade Stainless Steel
Finish	Polished Stainless Steel
Bar Shape / Count	Round / 7 Heated Bars + Unheated Shelf
Cord Color	White
Dimensions (W × H × D)	20.27" × 22.44" × 8.25" (51.5 cm × 57.0 cm × 21.0 cm)
Mounting Footprint	19" (483 mm) W × 15¼" (387 mm) H
On/Off Switch	Integrated On/Off Switch
Ingress Protection	IP55
Listing	cULus Listed
Weight	11.5 lbs / 5,216 g
Warranty	5-Year Limited Warranty

SMART STORAGE

SHELF ADVANTAGE

Warmth and Storage, Beautifully Combined

A Towel Warmer That Does More Than Warm

Discover how the Maui's integrated shelf and graceful curved bars deliver radiant luxury alongside practical, everyday storage.

Integrated Unheated Shelf

Most towel warmers ask you to choose between heating and storage — the Maui delivers both. Its integrated unheated shelf turns wasted wall space above the bars into practical, room-temperature storage for folded towels, woven baskets, or everyday bath essentials.

Seven-Bar Radiant Warmth

Seven gently curved, polished stainless bars deliver even, penetrating warmth — comfortably warming up to two large towels or a plush robe from a compact, efficient 110-watt heating element.

Single Elegant Fixture

The result is a single, elegant fixture that warms, organizes, and elevates the room all at once — a hardwired, cord-free installation that blends seamlessly into any luxury bath environment.

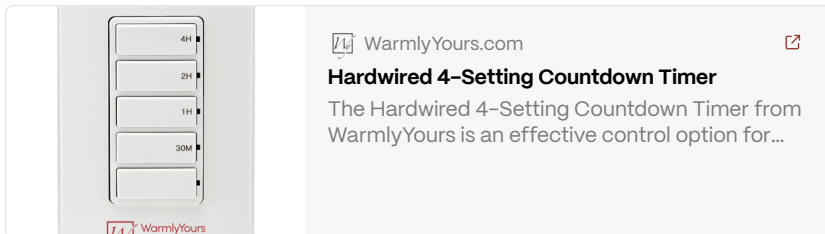
- ① Love the shelf design? Explore the [Summit](#), which takes the concept further with a *heated* canopy shelf — or browse our full [Towel Warmer collection](#) for more designs.

CONTROL OPTIONS

SMART HEATING


Towel Warmer Control Options

Enhance your daily ritual with effortless control over your towel warmer. Whether you prefer the simplicity of a manual switch or the sophistication of smart home integration, our range of control options ensures your towels are perfectly warm, exactly when you need them.



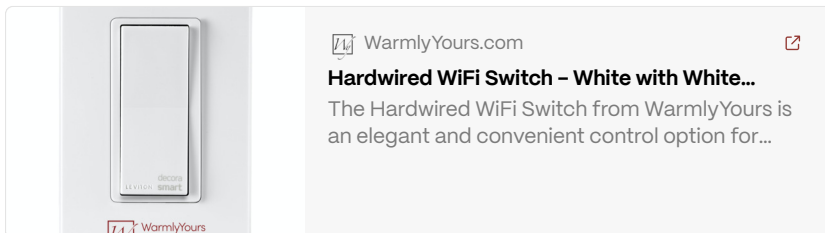
Simple timer, no programming. Select one of four preset countdown durations (30 min, 1 hr, 2 hr, 4 hr) — the warmer shuts off automatically.

GK16-30090-0006 | \$89




Scheduled daily heating. Program up to 50 on/off events on a 7-day schedule with a backlit LCD display.

GK16-30090-0002 | \$119



Smart home & voice control. Control remotely via the My Leviton app. Compatible with Amazon Alexa and Google Assistant — no hub required.

GK16-30090-0003 | \$139

 Hardwired controls are compatible with hardwired installations only. For plug-in installations, contact us for plug-in timer options.

4 Simple Steps to Install

Installing the Maui is a clean, straightforward process designed for professional integration. Because it is a dedicated hardwired model, these four simple steps will guide your licensed electrician to complete a flawless, cord-free installation.

Plan Your Location

Determine the ideal wall location for your Maui. Ensure there is a 120 V power source nearby. Your electrician will rough-in the electrical wiring to the exact mounting leg location.

Complete the Electrical Connection

Have a licensed electrician route the power cable to a standard single-gang junction box at the mounting leg location. Complete the wiring connections and secure the matching wall cover plate.

Install the Mounting Brackets

Using the included template, mark and drill the mounting points. Secure the heavy-duty wall brackets to the wall studs or use appropriate high-strength anchors.

Secure & Power On

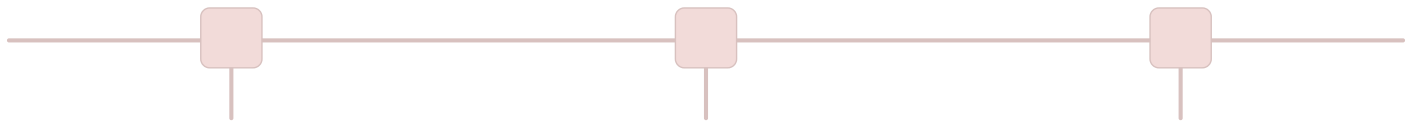
Slide the towel warmer onto the brackets, secure it to the wall plate, and tighten the hidden set screws to lock it in place. Turn on the power at the breaker and enjoy the modern warmth of your Maui.

[View Installation Manual](#)

ORDER INFORMATION

How to Order — It's Easy!

Confirm your wall space and prepare your electrical layout — we'll help you bring the Maui into your home! The Maui features a dedicated hardwired connection for a flawless, built-in look.



Step 1: Confirm Your Space


Measure your wall space to ensure the Maui's compact form (**20.27" W × 22.44" H**) fits perfectly. Its compact footprint makes it ideal for smaller bathrooms and powder rooms.


Step 2: Coordinate Your Electrician

Since the Maui is a dedicated hardwired model, schedule a licensed electrician to rough-in the 120 V power line to your desired mounting location before your unit arrives.

Step 3: Place Your Order

Order your Maui Towel Warmer in Polished Stainless Steel, and add the control option that best fits your routine.

 **INSTALLER NOTE:** This unit requires a standard single-gang electrical junction box at the mounting leg location. Please refer to the installation manual for exact rough-in dimensions before closing the drywall.

 **Questions about whether the Maui is the right fit for your project?**
Contact us — we're happy to help you choose the perfect towel warmer for your bathroom.

[Contact Us](#)