

Sierra Towel Warmer Series

Dual Connection 120 VAC

The Sierra Towel Warmer offers a luxurious and practical addition to any bathroom, blending a bold, modern design with powerful performance. With options for polished stainless steel, matte black, and polished gold finishes, and flexible dual connection for plug-in or hardwired installation, you can customize your experience to perfectly match your home's aesthetic and your personal needs.

THREE FINISHES



**Polished
Stainless Steel**



**Matte Black
Stainless Steel**



**Polished Gold
Stainless Steel**



From the warmth of eight square bars to the innovative TempSmart protection and a range of smart control options, every detail is crafted for your comfort and convenience. Installation is straightforward, ensuring you can quickly enjoy the simple pleasure of a warm towel.

PRODUCT FEATURES

Features

The Sierra Towel Warmer is designed with an array of premium features to enhance your bathroom experience, combining innovative technology with sophisticated design. Each element is thoughtfully integrated to provide superior performance, safety, and energy efficiency, all while adding a touch of modern luxury to your home.



Modern Geometric Design

Make a bold statement. The Sierra features 8 sleek, square bars with sharp, linear angles, offering a highly modern, architectural aesthetic that perfectly complements contemporary bathroom fixtures.



Seamless Wall-Mount Design

By routing the hardwire connection directly through the mounting bracket and inside the leg, the Sierra eliminates the need for an unsightly wall plate or exposed junction box. This ensures a perfectly flush, minimalist aesthetic.



TempSmart Safe-Touch Heating

Engineered for family-friendly safety. Built-in TempSmart™ technology automatically regulates the surface temperature, preventing the unit from overheating while maintaining a safe, consistent warmth.



Dual-Connection Versatility

Enjoy ultimate flexibility. Plug the unit into a standard outlet for a quick, DIY setup, or have it professionally hardwired for a clean, cord-free look — both options are supported out of the box.



State-of-the-Art LED Control

Experience modern convenience at your fingertips. The Sierra features a sleek, integrated power switch with a discrete blue LED indicator light. This state-of-the-art design is flush-mounted to maintain the towel warmer's clean, minimalist lines while providing a clear, elegant visual cue when the unit is operating.



Eco-Friendly Efficiency

Indulge in daily luxury without the high energy bill. Operating at 150 Watts, the Sierra uses about the same electricity as a standard light bulb, costing only pennies a day to run.

Premium PVD Polished Gold Finish

Elevate your space with our ultra-premium Polished Gold model. Utilizing advanced Physical Vapor Deposition (PVD) technology, the gold finish is bonded to the 304-grade stainless steel at a molecular level. This state-of-the-art process delivers a brilliant, rich gold luster with unmatched resistance to scratches, tarnishing, and corrosion, ensuring your towel warmer remains a stunning bathroom centerpiece for years to come.

PRODUCT SPECIFICATIONS

Product Specifications

Connection	Plug-in or Hardwired (Dual Connection)
Material:	Premium 304-Grade Stainless Steel
Voltage	120 volts
Watts / Amps	150 watts / Amps: 1.25A
Resistance	96 Ohm
Heat Output	512 BTUs/hr
Ingress Protection Rating	IP44
Weight	11.3 lbs
Dimensions	23 5/8" W × 31 1/2" H × 4 3/8" D (60.0 cm × 80.0 cm × 11.0 cm)
Mounting Footprint	22 3/8" (570mm) W x 18 7/8" (480mm) H
Plug Type	NEMA 5-15 (Type B)
Cord Length	77" (1.95 m)
Listing	cETLus
Warranty	2 years

THREE FINISHES

Polished, Matte Black, or Polished Gold — Which Finish Is Right for You?

Specification	Polished Stainless Steel	Matte Black	Polished Gold
SKU	<u>TW-SR08PS-HP</u>	<u>TW-SR08KS-HP</u>	<u>TW-SR08GS-HP</u>
Price (USD)	\$735	\$790	\$1,420
Finish Application	304-Stainless Steel (SS)	Powder-coated 304-SS	PVD-coated 304-SS
Collar Finish	Polished Stainless Steel	Black	Gold
Cord Color	White	Black	Black



Polished Stainless Steel



Matte Black



Polished Gold


CONTROL OPTIONS



SMART HEATING

Towel Warmer Control Options

Enhance your daily ritual with effortless control over your towel warmer. Whether you prefer the simplicity of a manual switch or the sophistication of smart home integration, our range of control options ensures your towels are perfectly warm, exactly when you need them.





 WarmlyYours.com 


Hardwired 4-Setting Countdown Timer



The Hardwired 4-Setting Countdown Timer from WarmlyYours is an effective control option for...

Simple timer, no programming. Select one of four preset countdown durations (30 min, 1 hr, 2 hr, 4 hr) — the warmer shuts off automatically.

GK16-30090-0006 | \$89





 WarmlyYours.com 


Hardwired Programmable Timer



The Hardwired Programmable Timer from WarmlyYours is a classic control option for towel...

Scheduled daily heating. Program up to 50 on/off events on a 7-day schedule with a backlit LCD display.

GK16-30090-0002 | \$119






 WarmlyYours.com 

Hardwired WiFi Switch – White with White...

The Hardwired WiFi Switch from WarmlyYours is an elegant and convenient control option for...

Smart home & voice control. Control remotely via the My Leviton app. Compatible with Amazon Alexa and Google Assistant — no hub required.

GK16-30090-0003 | \$139

 *Hardwired controls are compatible with hardwired installations only. For plug-in installations, contact us for plug-in timer options.*

4 Simple Steps to Install

Choose Your Connection Type

Decide whether you'll use the Sierra as a plug-in unit or have it hardwired by a licensed electrician. For plug-in use, confirm a standard 120 VAC outlet is accessible near the intended mounting location.

Make the Electrical Connection

For plug-in installation, route the 77" cord to the nearest 120 VAC outlet. For a hardwired installation, have a licensed electrician complete the connection — no cover plate is required thanks to the Sierra's unique design.

Mount the Unit to the Wall

Using appropriate wall anchors for your wall type, mount the Sierra securely at a comfortable height. Ensure the unit is level and all mounting points are firmly secured before connecting power.

Power On & Verify Operation

Switch the unit on using the integrated LED power switch. The LED indicator will confirm the unit is active. TempSmart protection is always operational — no additional setup is required.

[View Installation Manual](#)

ORDER INFORMATION

How to Order — It's Easy!

Choose your finish and confirm your installation type — we'll help you find the perfect Sierra for your bathroom! The Sierra Towel Warmer is available in polished stainless steel, matte black, and polished gold, all with full dual-connection capability.

Step 1: Choose Your Finish


Select polished stainless steel (**TW-SR08PS-HP**), matte black (**TW-SR08KS-HP**), or polished gold (**TW-SR08GS-HP**). All three models share the same features and specifications.


Step 2: Plan Your Installation

Decide whether you'll use the Sierra as a plug-in or have it hardwired by a licensed electrician. Confirm your outlet location or arrange for an electrician visit before your unit arrives for the smoothest installation experience.

Step 3: Order & Install

Place your order through your WarmlyYours Dedicated Account Manager. Plug-in installation is straightforward — mount, connect, and switch on. For a hardwired finish, your electrician will complete the connection with no cover plate required.

 **INSTALLER NOTE: Power connects directly inside the mounting leg. Do not rough-in an electrical junction box at the mounting location.**

 Questions about which finish or installation type is right for your project? Contact us — we're happy to help you choose the perfect Sierra Towel Warmer for your bathroom.

[Contact Us](#)