

Tahoe 6 Towel Warmer

Hardwired 120 V

The Tahoe 6 Towel Warmer brings clean, linear style to compact bathrooms. Six crisp square bars span a wide, space-saving frame, delivering even radiant warmth across its full width — the ideal fit for powder rooms, guest baths, and any space where vertical wall room is limited. Designed for professional hardwired installation, the Tahoe 6 mounts flush to the wall with no visible cords, pairing modern square-bar geometry with the everyday luxury of a perfectly warm towel.

COMPACT 6-BAR DESIGN




**Polished
Stainless Steel**



Crafted from premium 304 stainless steel with advanced TempSmart™ safety technology, the Tahoe 6 combines high-performance heating with a sleek, low-profile silhouette — proof that even the smallest bathroom deserves a touch of warm luxury.

PRODUCT FEATURES

Features

The Tahoe 6 Towel Warmer pairs compact, wide-format design with clean square-bar styling to bring warmth to space-conscious bathrooms. Every detail—from its even-heating 6-bar layout to its secure, hardwired wall integration—is designed to deliver dependable performance, safety, and timeless style to your home.



Compact 6-Bar Design

Perfect for smaller spaces. Six evenly spaced square bars span a wide, low-profile frame, distributing heat evenly across the full width and comfortably warming up to two large towels or a bathrobe — without demanding tall wall space.



Secure Hardwire Connection

Designed for a safe and permanent installation. The Tahoe 6's hardwired connection terminates cleanly into a standard electrical junction box, eliminating cords and clutter for a beautifully integrated, built-in look.



Premium 304 Stainless Steel

Built to last a lifetime. Crafted from high-grade 304 stainless steel and independently IP55-rated against dust and water, the Tahoe 6 resists rust, corrosion, and moisture — making it ideal for the steamy reality of a high-humidity bathroom.



Integrated LED Power Switch

Sleek and convenient control. The Tahoe 6 features a discreet, flush-mounted LED on/off power switch built directly into the base of the frame, providing convenient, independent control at the unit while maintaining a clean, uninterrupted aesthetic.



TempSmart Safe-Touch Heating

Engineered for family-friendly safety. Built-in TempSmart™ technology automatically regulates the surface temperature, preventing the unit from exceeding 149°F (65°C) while maintaining a safe, consistent warmth.



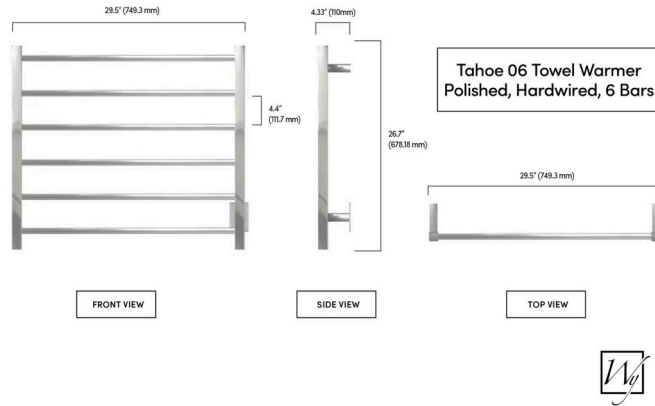
Modern Square-Bar Styling

Clean, architectural lines. The Tahoe 6's crisp square-bar profile delivers a contemporary, linear aesthetic that complements modern and transitional bathroom designs — a refined upgrade from traditional round-bar warmers.

PRODUCT SPECIFICATIONS

Product Specifications

Explore the engineering behind the Tahoe 6's compact, wide-format design. From its efficient heating output to its precise dimensions, these specifications ensure a perfect fit and seamless integration into your space.



SKU	<u>TWS2-TAH06PH</u>
MSRP	\$550
Connection	Hardwired
Voltage	120 V
Watts / Amps	120 W / 1.0 A
Resistance	120 Ohm
Heat Output	409 BTU/hr
TempSmart Safety Limit	149°F - 167°F / 65°C - 75°C
Material	304-Grade Stainless Steel
Finish	Polished Stainless Steel
Bar Shape / Count	Square / 6 Bars (Evenly Spaced)
Cord Color	White
Dimensions (W × H × D)	29.5" × 26.7" × 4.3" (74.9 cm × 67.8 cm × 10.9 cm)
Mounting Footprint	28¼" (718 mm) W × 19½" (495 mm) H
Weight	10.8 lbs / 4,899 g
On/Off Switch	Integrated LED On/Off Switch
Ingress Protection	IP55
Listing	cULus Listed
Warranty	5-Year Limited Warranty

COMPACT WARMTH

MODERN GEOMETRY

Big Comfort in a Small Footprint

A Wide-Format Towel Warmer Designed for Space-Conscious Bathrooms

Discover how the Tahoe 6's wide, low-profile design and clean square-bar styling bring radiant luxury to even the most compact spaces.

Space-Saving Wide Format


At just 26.7" tall but a generous 29.5" wide, the Tahoe 6 is purpose-built for bathrooms where vertical wall space is at a premium. It tucks neatly beneath cabinetry, windows, and sloped ceilings while still offering full-size towel capacity.

Even Square-Bar Heat Distribution

Six evenly spaced square bars deliver consistent, penetrating warmth across the full width of the frame, drying towels thoroughly and keeping them fresh between uses — all from an efficient 120-watt heating element.

Clean, Architectural Lines

The crisp square-bar geometry brings a modern, linear aesthetic to your space — a contemporary alternative to traditional round-bar designs that pairs beautifully with modern and transitional bathroom palettes.

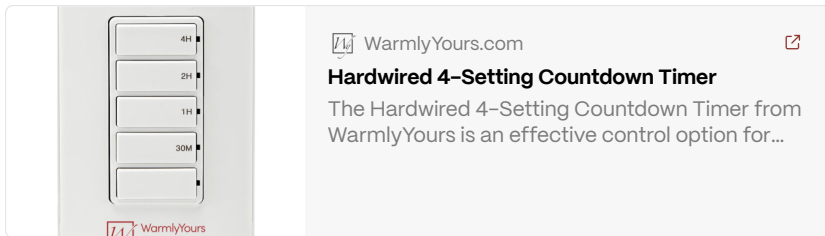
 Need a different size, finish, or bar count? For a **taller 7-bar layout** — available in Polished, Matte Black, or Brushed Gold — explore the [Tahoe 7](#) series. For another clean **square-bar** option, see the [Sierra](#) and [Metropolitan](#) series.

CONTROL OPTIONS

SMART HEATING


Towel Warmer Control Options

Enhance your daily ritual with effortless control over your towel warmer. Whether you prefer the simplicity of a manual switch or the sophistication of smart home integration, our range of control options ensures your towels are perfectly warm, exactly when you need them.



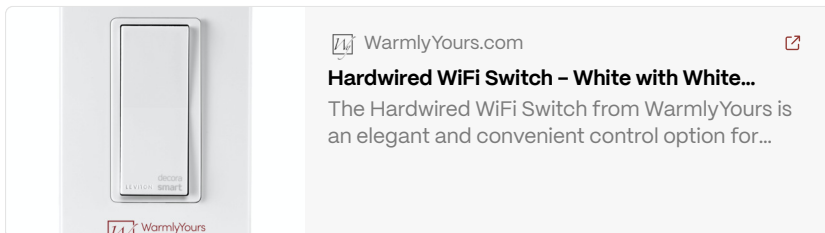
Simple timer, no programming. Select one of four preset countdown durations (30 min, 1 hr, 2 hr, 4 hr) — the warmer shuts off automatically.

GK16-30090-0006 | \$89




Scheduled daily heating. Program up to 50 on/off events on a 7-day schedule with a backlit LCD display.

GK16-30090-0002 | \$119



Smart home & voice control. Control remotely via the My Leviton app. Compatible with Amazon Alexa and Google Assistant — no hub required.

GK16-30090-0003 | \$139

 Hardwired controls are compatible with hardwired installations only. For plug-in installations, contact us for plug-in timer options.

4 Simple Steps to Install

Installing the Tahoe 6 is a clean, straightforward process designed for professional integration. Because it is a dedicated hardwired model, these four simple steps will guide your licensed electrician to complete a flawless, cord-free installation.

Plan Your Location

Determine the ideal wall location for your Tahoe 6. Ensure there is a 120 V power source nearby. Your electrician will rough-in the electrical wiring to the exact mounting leg location.

Complete the Electrical Connection

Have a licensed electrician route the power cable to a standard single-gang junction box at the mounting leg location. Complete the wiring connections and secure the matching wall cover plate.

Install the Mounting Brackets

Using the included template, mark and drill the mounting points. Secure the heavy-duty wall brackets to the wall studs or use appropriate high-strength anchors.

Secure & Power On

Slide the towel warmer onto the brackets, secure it to the wall plate, and tighten the hidden set screws to lock it in place. Turn on the power at the breaker and enjoy the modern warmth of your Tahoe 6.

[View Installation Manual](#)

ORDER INFORMATION

How to Order — It's Easy!

Confirm your wall space and prepare your electrical layout — we'll help you bring the compact Tahoe 6 into your home! The Tahoe 6 is available in Polished Stainless Steel with a dedicated hardwired connection for a flawless, built-in look.



Step 1: Confirm Your Space


Measure your wall space to ensure the Tahoe 6's wide, low-profile form (**29.5" W × 26.7" H**) fits perfectly. Its compact height makes it ideal for powder rooms, guest baths, and spaces beneath windows or cabinetry.


Step 2: Coordinate Your Electrician

Since the Tahoe 6 is a dedicated hardwired model, schedule a licensed electrician to rough-in the 120 V power line to your desired mounting location before your unit arrives.

Step 3: Order & Enjoy

Place your order for the Tahoe 6 through your WarmlyYours Dedicated Account Manager. Once installed with its matching wall plate, your Tahoe 6 will deliver clean, even warmth to your towels every single day.

 **INSTALLER NOTE:** This unit requires a standard single-gang electrical junction box at the mounting leg location. Please refer to the installation manual for exact rough-in dimensions before closing the drywall.

 **Questions about whether the Tahoe 6 is the right fit for your project?** Contact us — we're happy to help you choose the perfect towel warmer for your bathroom.

[Contact Us](#)