

Milan 14 Towel Warmer Hardwired 120 V

The Milan 14 Towel Warmer makes a bold, full-size statement. Fourteen wide, flat heated bars rise across a tall, elegant frame — delivering the maximum heated surface area in our Classic Collection and comfortably warming up to three large towels or bathrobes at once. The flat-bar profile lays towels flush against the heat for fast, even, expedient drying, while the polished stainless steel finish and cord-free hardwired design bring architectural presence to any luxury bath.

MAXIMUM WARMTH, MAXIMUM CAPACITY




Polished
Stainless Steel ·
14 Flat Bars



Crafted from premium 304-grade stainless steel with advanced TempSmart™ safety technology, the Milan 14 pairs high-output, full-size warmth with timeless modern design.

PRODUCT FEATURES

Features

The Milan 14 Towel Warmer combines a generous 14-bar layout with a clean, flat-bar profile to elevate the luxury bath experience. Every detail — from its maximum heated surface area to its secure, hardwired wall integration — is designed to deliver dependable performance, safety, and timeless style to your home.



Generous 14-Bar Design

Maximum capacity. Fourteen polished stainless bars, arranged in seven groups of two, distribute heat evenly across a tall frame — comfortably warming up to three large towels or bathrobes at once.



Flat-Bar Surface Advantage

More contact, faster drying. The Milan's wide, flat bars provide maximum surface area, laying towels flush against the heat for quick, even, expedient drying.



Premium Stainless Steel Construction

Crafted from premium 304-grade stainless steel and independently IP55-rated against dust and water — built to resist rust, corrosion, and the steamy reality of a high-humidity bathroom.



Secure Hardwire Connection

The Milan 14's hardwired connection terminates cleanly into a standard junction box, eliminating cords and clutter for a beautifully integrated, built-in look.



TempSmart Safe-Touch Heating

Built-in TempSmart™ technology automatically regulates the surface temperature, preventing the unit from exceeding 149°F (65°C) for safe, consistent warmth.



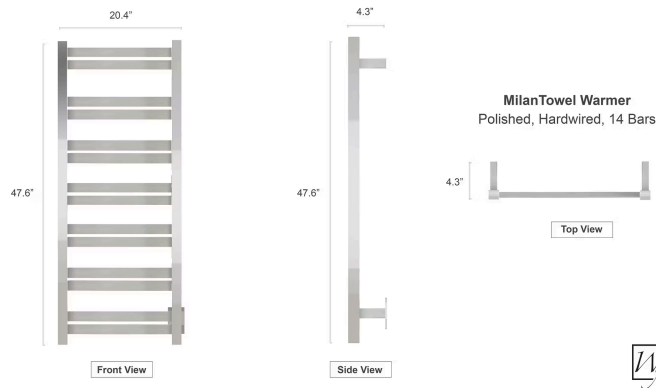
Easy-to-Clean Modern Styling

A durable, low-maintenance polished stainless surface and clean, linear flat-bar profile complement modern and transitional bathroom designs.

PRODUCT SPECIFICATIONS

Product Specifications

Explore the engineering behind the Milan 14's full-size, flat-bar design. From its premium 304-grade stainless steel construction to its IP55 moisture rating and TempSmart™ safe-touch heating, every specification below reflects our commitment to durable, safe, and high-output radiant warmth.



| | |
|-------------------------------|---|
| SKU | <u>TWS6-MLN14PH</u> |
| MSRP | \$650 |
| Connection | Hardwired |
| Voltage | 120 V |
| Watts / Amps | 215 W / 1.79 A |
| Resistance | 66.98 Ω |
| Heat Output | 734 BTU/hr |
| TempSmart Safety Limit | 149°F – 167°F / 65°C – 75°C |
| Material | 304-Grade Stainless Steel |
| Finish | Polished Stainless Steel |
| Bar Shape / Count | Flat / 14 Bars (7 groups of 2) |
| Cord Color | White |
| Dimensions (W × H × D) | 20.4" × 47.6" × 4.3" (51.8 cm × 120.9 cm × 10.9 cm) |
| Mounting Footprint | 18¾" (476 mm) W × 40½" (1,029 mm) H |
| Weight | 20.8 lbs / 9,435 g |
| On/Off Switch | Integrated On/Off Switch |
| Ingress Protection | IP55 |
| Listing | cULus Listed |
| Warranty | 5-Year Limited Warranty |

FULL-SIZE WARMTH

MAXIMUM CAPACITY

Built for Big, Busy Bathrooms

A Full-Size Towel Warmer Designed for Maximum Heated Surface Area

Discover how the Milan 14's tall frame, fourteen flat bars, and commanding vertical profile bring radiant luxury and architectural presence to any luxury bath.

Maximum Towel Capacity


When one or two towels isn't enough, the Milan 14 delivers. Its fourteen wide, flat bars provide the maximum heated surface area in our Classic Collection — enough to warm up to three large towels or bathrobes at once.

Flat-Bar Heat Advantage

The wide, flat-bar profile lays towels flush against the heated surface for faster, more even drying — maximizing contact and ensuring thorough, consistent warmth from top to bottom.

Commanding Vertical Presence

The tall, vertical frame makes commanding use of narrow wall space beside a vanity or shower, turning a functional fixture into a striking design centerpiece for the whole family to enjoy.

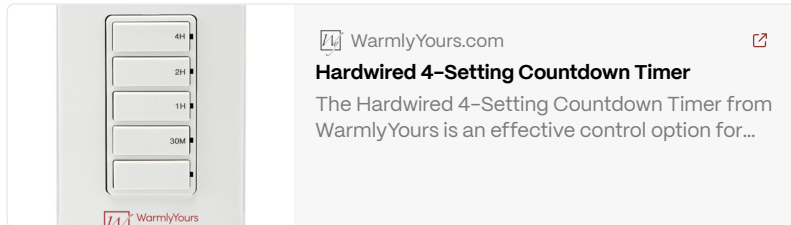
 Need a different size? For another large-format, flat-bar warmer, explore the [Grande 10](#). For more clean, modern designs, browse our full [Towel Warmer collection](#).



CONTROL OPTIONS

SMART HEATING

Towel Warmer Control Options


Enhance your daily ritual with effortless control over your towel warmer. Whether you prefer the simplicity of a manual switch or the sophistication of smart home integration, our range of control options ensures your towels are perfectly warm, exactly when you need them.





 WarmlyYours.com 
Hardwired 4-Setting Countdown Timer
The Hardwired 4-Setting Countdown Timer from WarmlyYours is an effective control option for...

Simple timer, no programming. Select one of four preset countdown durations (30 min, 1 hr, 2 hr, 4 hr) — the warmer shuts off automatically.

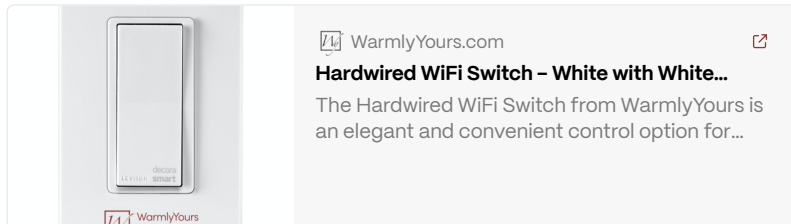
GK16-30090-0006 | \$69





 WarmlyYours.com 
Hardwired Programmable Timer
The Hardwired Programmable Timer from WarmlyYours is a classic control option for towe...

Scheduled daily heating. Program up to 50 on/off events on a 7-day schedule with a backlit LCD display.


GK16-30090-0002 | \$89



 WarmlyYours.com 
Hardwired WiFi Switch – White with White...
The Hardwired WiFi Switch from WarmlyYours is an elegant and convenient control option for...

Smart home & voice control. Control remotely via the My Leviton app. Compatible with Amazon Alexa and Google Assistant — no hub required.

GK16-30090-0003 | \$109

 Hardwired controls are compatible with hardwired installations only. For plug-in installations, contact us for plug-in timer options.

4 Simple Steps to Install

Installing the Milan 14 is a clean, straightforward process designed for professional integration. Because it is a dedicated hardwired model, these four simple steps will guide your licensed electrician to complete a flawless, cord-free installation.

Plan Your Location

Determine the ideal wall location for your Milan 14. Ensure there is a 120 V power source nearby. Because of its tall 47.6" frame, confirm you have adequate vertical wall space. Your electrician will rough-in the electrical wiring to the exact mounting leg location.

Complete the Electrical Connection

Have a licensed electrician route the power cable to a standard single-gang junction box at the mounting leg location. Complete the wiring connections and secure the matching wall cover plate.

Install the Mounting Brackets

Using the included template, mark and drill the mounting points. Secure the heavy-duty wall brackets to the wall studs or use appropriate high-strength anchors — important for this larger, 20.8 lb unit.

Secure & Power On

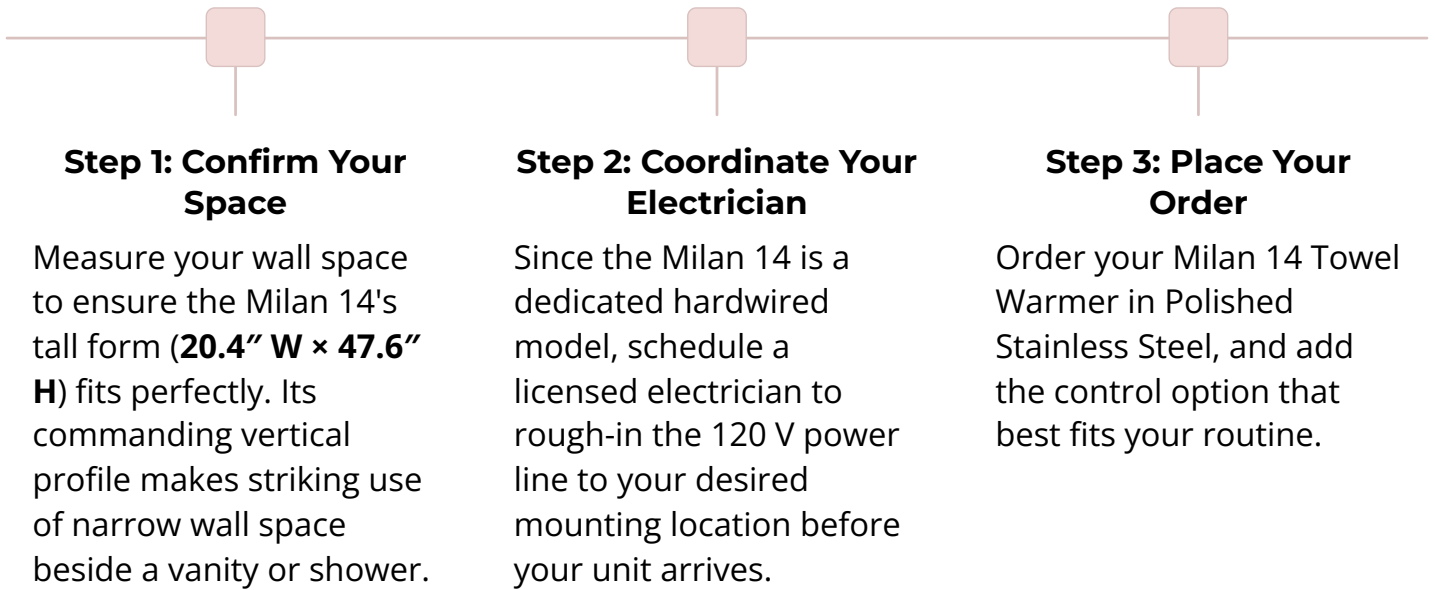
Slide the towel warmer onto the brackets, secure it to the wall plate, and tighten the hidden set screws to lock it in place. Turn on the power at the breaker and enjoy the modern warmth of your Milan 14.

[View Installation Manual](#)

ORDER INFORMATION

How to Order — It's Easy!

Confirm your wall space and prepare your electrical layout — we'll help you bring the Milan 14 into your home! The Milan 14 features a dedicated hardwired connection for a flawless, built-in look.



INSTALLER NOTE: This unit requires a standard single-gang electrical junction box at the mounting leg location. Please refer to the installation manual for exact rough-in dimensions before closing the drywall.

Questions about whether the Milan 14 is the right fit for your project? Contact us — we're happy to help you choose the perfect towel warmer for your bathroom.

[Contact Us](#)