


## SCM-DUAL Snow and Ice Melting Timer Control

### Features and Benefits

<ul style="list-style-type: none"> <li>✓ Wall-mount enclosure with hinged cover</li> </ul>	<ul style="list-style-type: none"> <li>✓ Can be used with relay panels for load switching in larger jobs</li> </ul>
<ul style="list-style-type: none"> <li>✓ Manually operated</li> </ul>	<ul style="list-style-type: none"> <li>✓ Terminal block for easy wiring</li> </ul>
<ul style="list-style-type: none"> <li>✓ Dial Manual Timer operates for up to 12 hours. Control can switch the following amp loads:             <ul style="list-style-type: none"> <li>• 20 Amp, 120 VAC, 50/60 Hz</li> <li>• 10 Amp, 240 VAC, 50/60 Hz</li> <li>• 10 Amp, 277 VAC, 50/60 Hz</li> </ul> </li> </ul>	<ul style="list-style-type: none"> <li>✓ May be used for snow melting or roof and gutter deicing systems</li> </ul>
<ul style="list-style-type: none"> <li>✓ Mounts in indoor nonhazardous locations</li> </ul>	<ul style="list-style-type: none"> <li>✓ Front door easy-lock clasp operates using a coin or large screwdriver</li> </ul>

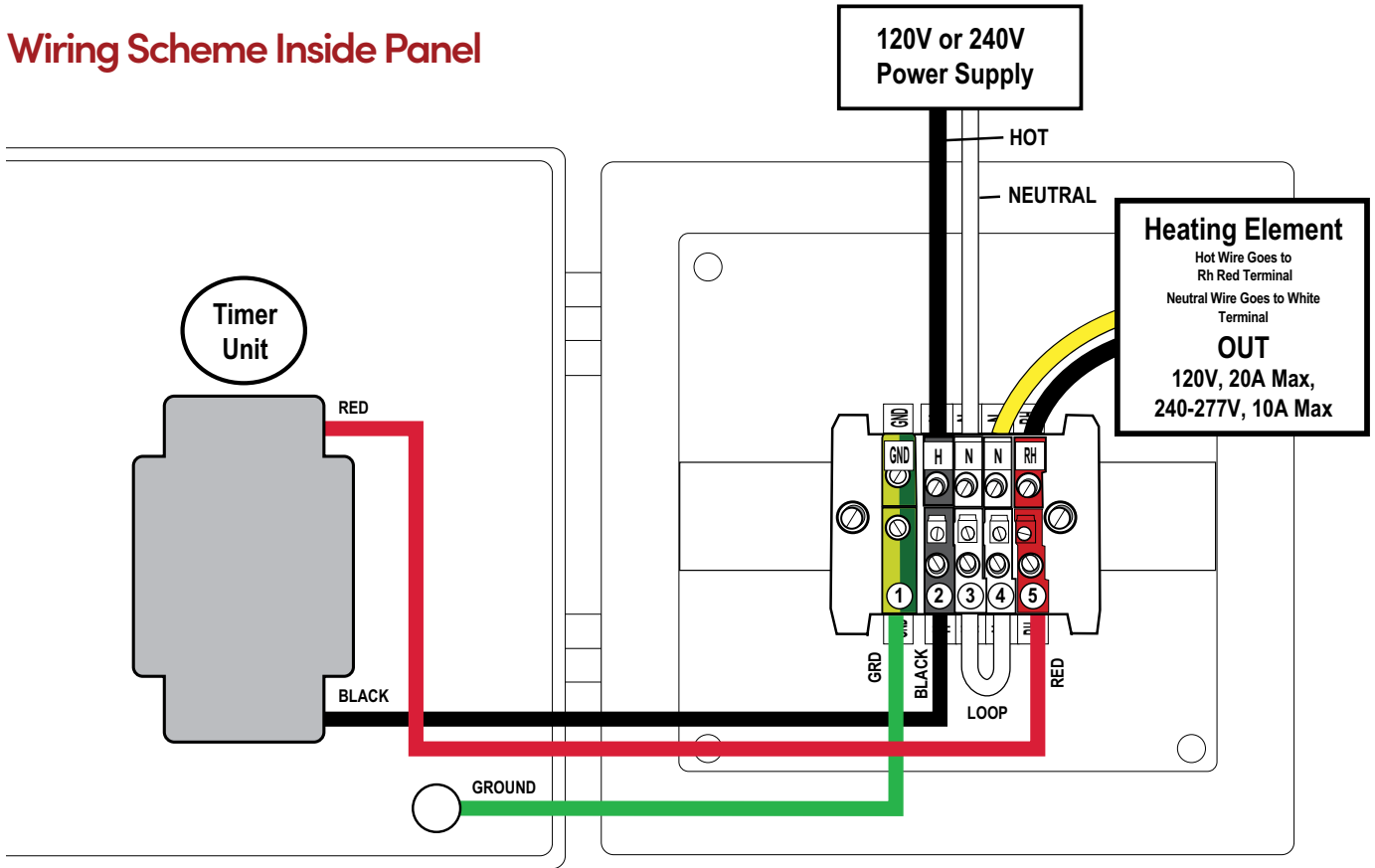


### Description

The WarmlyYours SCM-DUAL snow and ice melting timer control is a simple, flexible, and affordable option for snow melting, slab heating, and roof and gutter deicing systems. Multiple operational voltages are possible for directly powering 120V, 240V, and 277V heaters (power supplied to control must match voltage of heaters). This unit features a 12-hour, adjustable timer and a NEMA 1, indoor enclosure with hinged cover. This unit includes a terminal block for easy wiring. When operated at 120V, the SCM-DUAL can be used with WarmlyYours relay panels to control larger jobs.

**SCM-DUAL  
 Snow and Ice Melting Timer Control  
 to Heating Element**

**Wiring Scheme Inside Panel**



**Specifications**

Dimensions.....6.5" (165mm) wide x 6.5" (165mm) high x 4" (102mm) deep  
 Weight.....5.0 lbs (2.3kg)  
*\*Shipping weight may vary*

**Ordering Information**

Order Number Description.....SCM-DUAL Snow and Ice Melting Timer Control

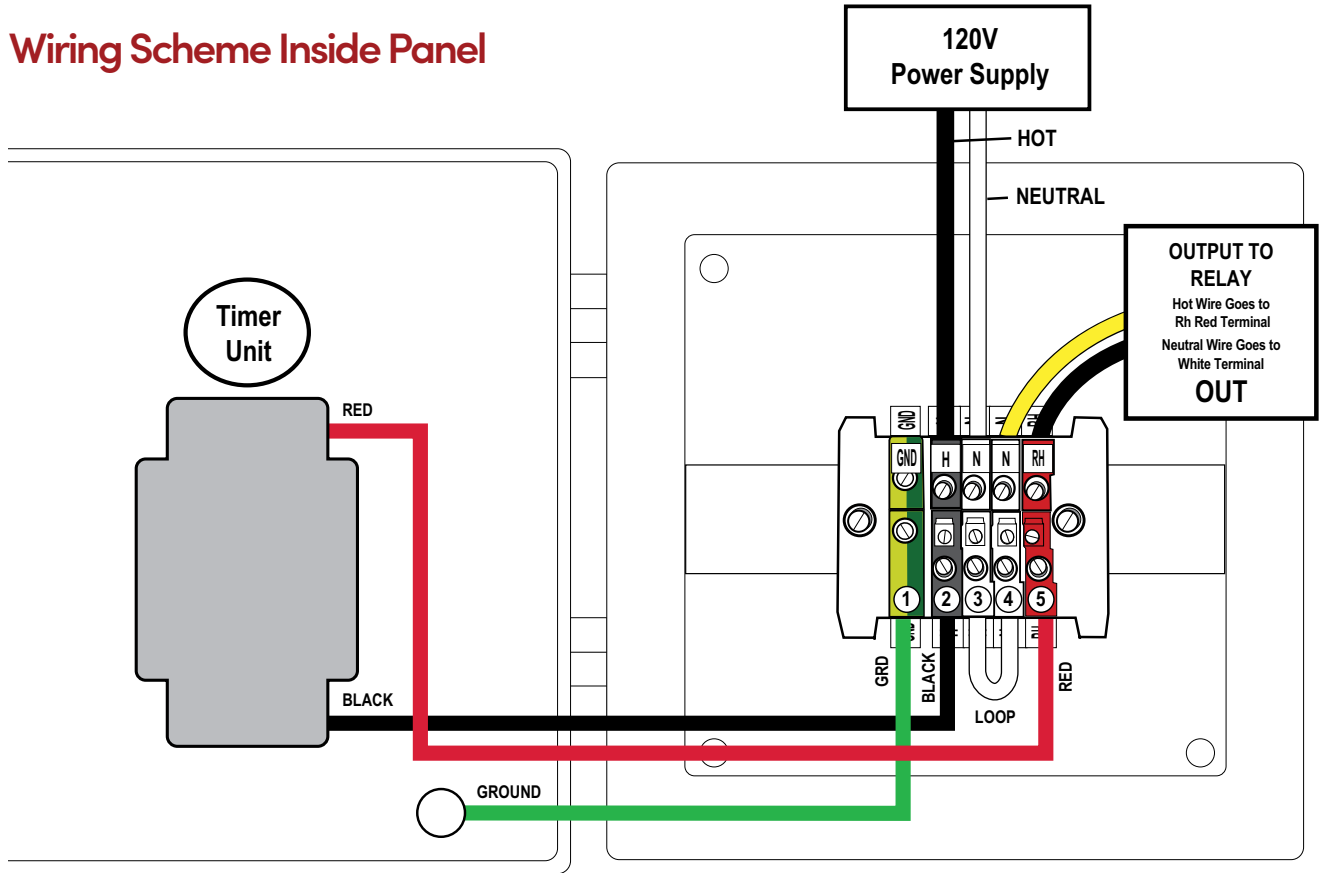
**Limited Warranty**

WarmlyYours 2-year limited warranty covering defects in workmanship and materials applies. Contact your Account Manager for complete warranty information.

*This document is the property of WarmlyYours. Subject to change without notice.*

**SCM-DUAL  
 Snow and Ice Melting Timer Control  
 to Relay Panel**

**Wiring Scheme Inside Panel**



**Specifications**

Dimensions.....6.5" (165mm) wide x 6.5" (165mm) high x 4" (102mm) deep  
 Weight.....5.0 lbs (2.3kg)  
*\*Shipping weight may vary*

**Ordering Information**

Order Number Description.....SCM-DUAL Snow and Ice Melting Timer Control

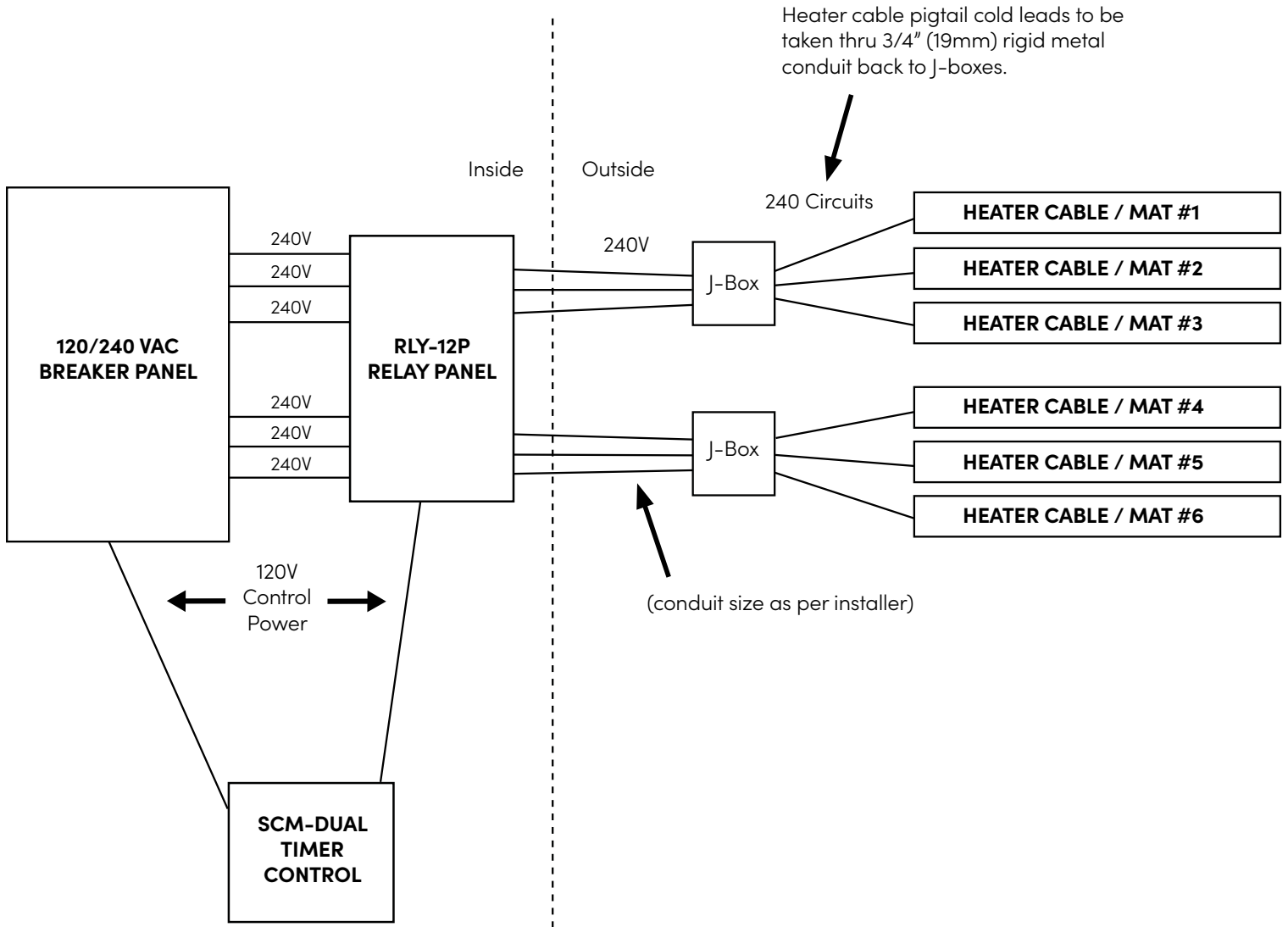
**Limited Warranty**

WarmlyYours 2-year limited warranty covering defects in workmanship and materials applies. Contact your Account Manager for complete warranty information.

*This document is the property of WarmlyYours. Subject to change without notice.*

**SCM-DUAL  
 Snow and Ice Melting  
 Timer Control**

**Snow Melt Diagram: 240V - Typical Line Diagram  
 (for 6 Circuits/Cables) with Timer Control**



**Snow Melt Diagram: Typical Line for 1 Heater Circuit**

