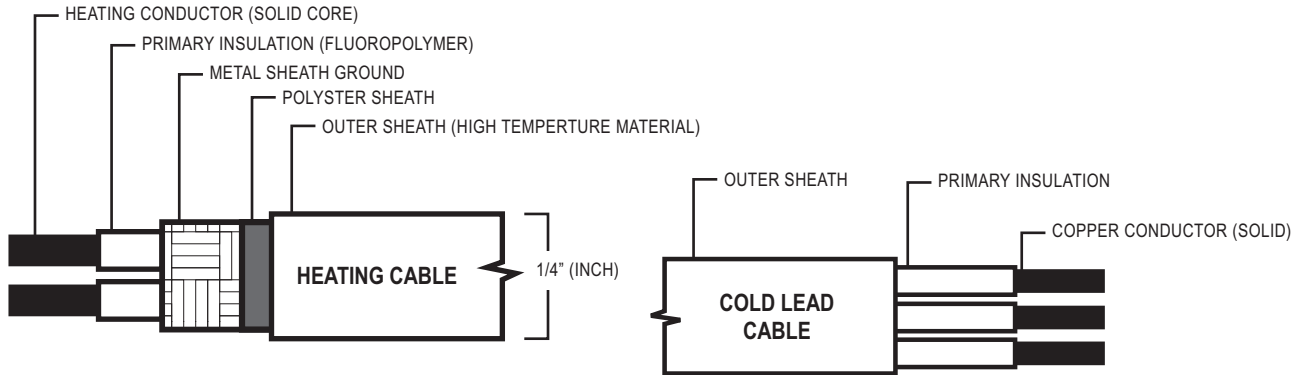


CONSTRUCTION DETAILS OF ASPHALT SNOW MELTING CABLE TWIN (WHCA or WHMA)



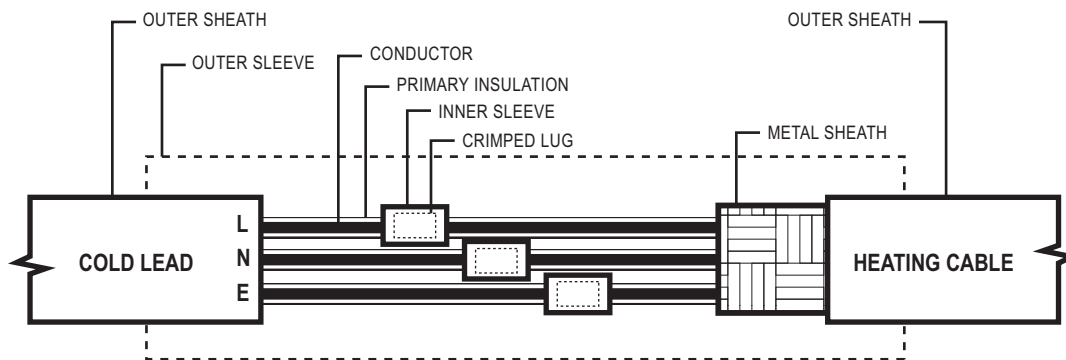
TECHNICAL SPECIFICATION

CONDUCTOR RESISTANCE TOLERANCE: +10% TO -5%
VOLTAGE: 500V (MAX) USED FOR 120V & 240V APPLICATIONS
LINEAR OUTPUT: 12W/FEET (MAX) SNOW MELTING CABLE FOR EMBEDDED TRACING
TEMPERATURE RANGE: -15 TO +70° F, 240° C FOR 10 MINS
TYPE: SMCT-FE
OVERJACKET: HIGH TEMPERATURE MATERIAL

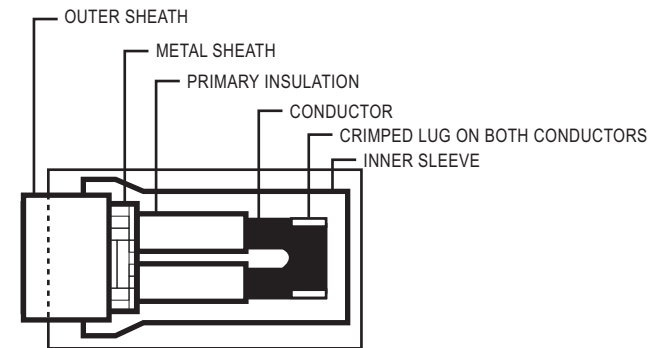
COLD LEAD DETAILS

SIZE	CONDUCTOR	MAX LOAD	MIN OD
3 Cond 14AWG	COPPER (ABC)	11 AMP	0.30" (INCH)
3 Cond 12AWG	COPPER (ABC)	25 AMP	0.33" (INCH)

COLD LEAD CABLE CONSTRUCTION DETAILS



END TERMINATION



NOTE:

- HEATING CABLE GREEN COLOR
- COLD LEAD LENGTH 20 FEET, COLOR - BLACK
- COLD LEAD CONDUCTOR COLORS
 - FOR 120V YELLOW, BLACK AND YELLOW/GREEN
 - FOR 240V RED, BLACK AND YELLOW/GREEN
 - FOR 208V BLUE, BLACK AND YELLOW/GREEN
 - FOR 277V BROWN, BLACK AND YELLOW/GREEN