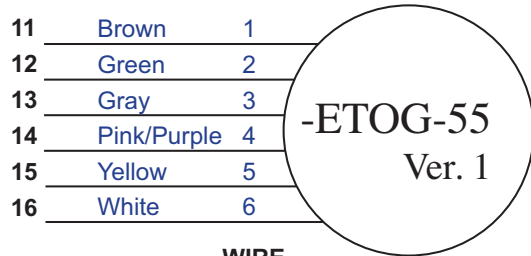




**CONTROLLER
TERMINAL #**

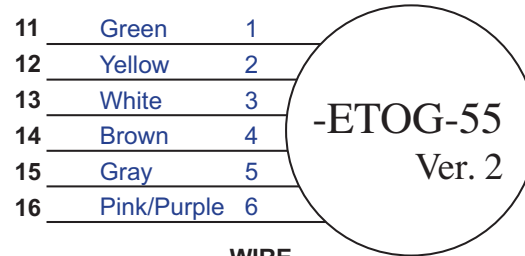


**WIRE
NUMBER**

Wire 1 +2	Heating Element	300 Ohms +/-10%
Wire 3 + 4	Temperature Sensor	12 kOhms @ 25°C/77°F 38 kOhms @ 0°C/32°F
Wire 5 + 6	Moist Sensor	Dry = infinite resistance
	5 = Center ring	Wet = <100.000Ohms
	6 = Middle ring	

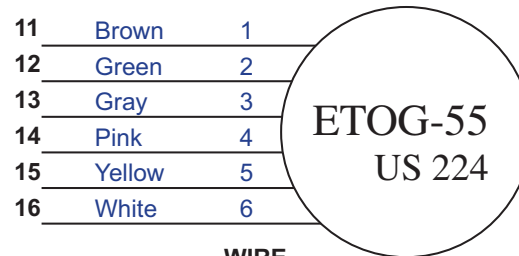
*Ver. 2: Special label

**CONTROLLER
TERMINAL #**



**WIRE
NUMBER**

**CONTROLLER
TERMINAL #**



**WIRE
NUMBER**

Wire 1 +2	Heating Element	224 Ohms +/-10%
Wire 3 + 4	Temperature Sensor	12 kOhms @ 25°C/77°F 38 kOhms @ 0°C/32°F
Wire 5 + 6	Moist Sensor	Dry = infinite resistance
	5 = Center ring	Wet = <100.000Ohms
	6 = Middle ring	

ALWAYS TEST SENSOR BEFORE INSTALLATION