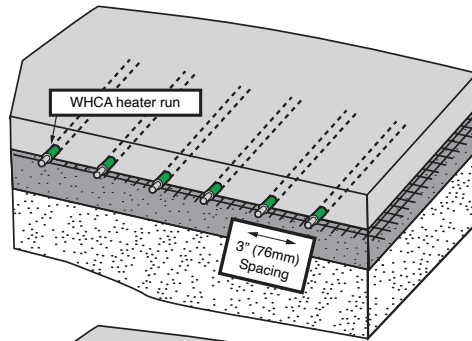




WarmlyYours

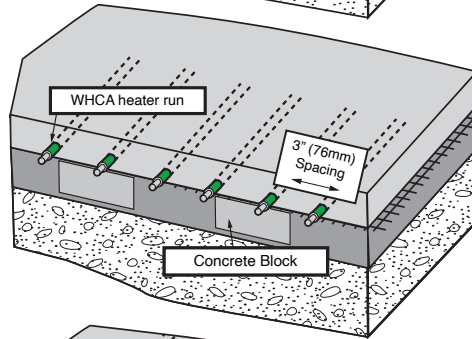
Be Connected.  
Be Warm. Be Radiant.

# Snow Melting/Slab Heating Application Cross Sections



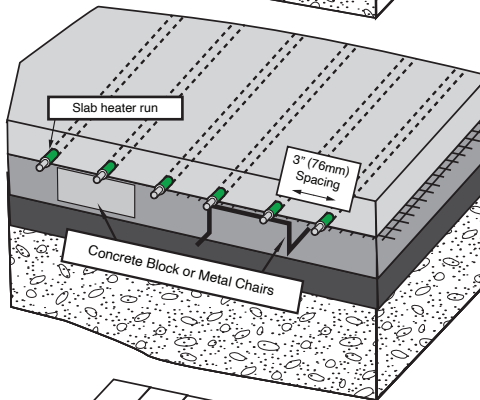
## Outdoor Asphalt Snow Melt Application

- 2" to 3" (51mm to 76mm) of finished asphalt.
- Wire mesh above or below Heating Cables (tied to mesh with metal wire ties)
- 1.5" to 2" (38mm to 51mm) of base/primer asphalt
- 4" to 8" (102mm to 203mm) of crushed aggregate



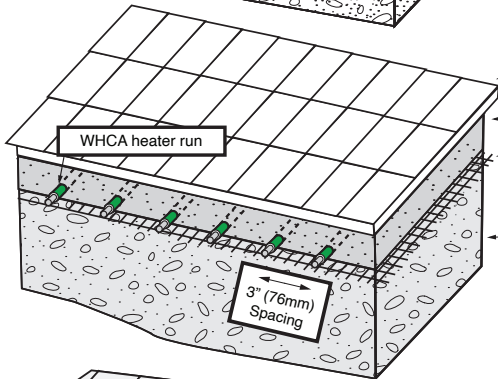
## Outdoor Concrete Snow Melt Application

- Heating Cable run (tied to the rebar or wire mesh with zip ties)
- 2" to 3" (51mm to 76mm) of finished concrete
- Rebar or wire mesh supported by bricks or metal chairs (Heating cables ties to mesh with plastic zip ties)
- 2" to 3" (51mm to 76mm) of concrete
- 4" to 8" (102mm to 203mm) of crushed rock aggregate base



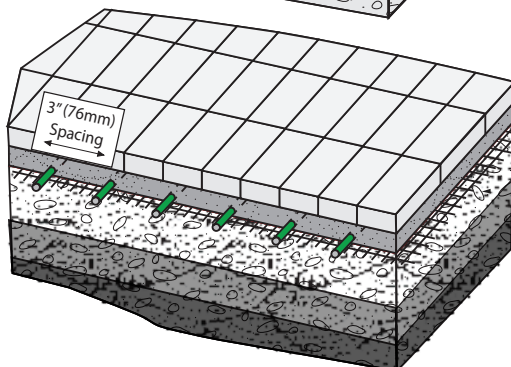
## Indoor Concrete Slab Heating Application

- Heating Cable run (tied to the rebar or wire mesh with zip ties)
- 2" to 3" (51mm to 76mm) of finished concrete
- Rebar or wire mesh supported by bricks or metal chairs
- 2" to 3" (51mm to 76mm) of concrete
- 2" insulation ( polystyrene or better ) must be added on top before the base concrete layer.
- 8" to 12" (203mm to 305mm) of crushed rock aggregate base



## Outdoor Paver Snow Melt Application

- Brick and Stone Pavers must NOT be any thicker than 2.5" (63.5mm).
- 1" to 1.5" (51mm to 76mm) of finished mortar or sand
- Rebar or wire mesh staked to aggregate base (Heating cables ties to mesh with plastic zip ties)
- 4" to 8" (102mm to 203mm) of crushed rock aggregate base



## Outdoor Paver and Asphalt Snow Melt Application

- Concrete Paver 2.5" (63.5mm) max thickness
- 1" to 1.5" (25.4mm to 40mm) bedding sand
- Concrete base 4" (200mm) minimum thickness
- Asphalt base 2" (50mm) minimum thickness
- Aggregate sub-base as required under concrete and asphalt
- Compacted soil subgrade